

Seabird conservation status, threats and priority actions: a global assessment

JOHN P. CROXALL, STUART H. M. BUTCHART, BEN LASCELLES,
ALISON J. STATTERSFIELD, BEN SULLIVAN, ANDY SYMES
and PHIL TAYLOR

Summary

We review the conservation status of, and threats to, all 346 species of seabirds, based on BirdLife International's data and assessments for the 2010 IUCN Red List. We show that overall, seabirds are more threatened than other comparable groups of birds and that their status has deteriorated faster over recent decades. The principal current threats at sea are posed by commercial fisheries (through competition and mortality on fishing gear) and pollution, whereas on land, alien invasive predators, habitat degradation and human disturbance are the main threats. Direct exploitation remains a problem for some species both at sea and ashore. The priority actions needed involve: a) formal and effective site protection, especially for Important Bird Area (IBA) breeding sites and for marine IBA feeding and aggregation sites, as part of national, regional and global networks of Marine Protected Areas; b) removal of invasive, especially predatory, alien species (a list of priority sites is provided), as part of habitat and species recovery initiatives; and c) reduction of bycatch to negligible levels, as part of comprehensive implementation of ecosystem approaches to fisheries. The main knowledge gaps and research priorities relate to the three topics above but new work is needed on impacts of aquaculture, energy generation operations and climate change (especially effects on the distribution of prey species and rise in sea level). We summarise the relevant national and international jurisdictional responsibilities, especially in relation to endemic and globally threatened species.

Introduction

At present there is no readily accessible and up-to-date synthesis of the conservation status of the world's seabirds. Why is this important, given that only some 350 species (i.e. 3.5% of all birds) are entirely dependent on marine habitats for at least part of their life cycle? Although relatively few in number, seabirds as a group occur in all seas and oceans worldwide, and their role as potential indicators of marine conditions is widely acknowledged (e.g. Boyd *et al.* 2006, Piatt *et al.* 2007, Parsons *et al.* 2008). Many studies use aspects of seabird biology and ecology, especially productivity and population trends, to infer and/or correlate with aspects of the marine environment, particularly food availability. Nevertheless, despite the importance of seabirds as indicators, both regionally and globally, of many aspects of the functioning of marine systems, the most important current challenge is to ensure the survival and improve the status of the many seabird species which are already globally threatened with extinction and to maintain the remainder in favourable conservation status. Compared with other groups of equivalent role in marine systems, seabirds are exceptionally well-studied (Schreiber and Burger 2001). Consequently, knowledge of their conservation status is more comprehensive and reliable than for any comparable group of marine organisms (Vie *et al.* 2008). Therefore, both intrinsically and because the status of seabirds is likely to reflect the underlying state of important parts of the coastal and oceanic systems of the world, we should take particular interest in how seabirds are faring, how

and why this status has changed in recent times, what actions are needed to address the main current threats and what kind of baseline exists against which to measure future change.

In this paper we provide a brief global overview of the status of seabird species (focusing particularly on globally threatened and Near Threatened species), especially in relation to jurisdictional responsibility. We identify the main reasons why seabirds are threatened and review priority actions to address the main threats. Finally, we indicate priorities for research and monitoring and identify particular knowledge gaps. Our analyses are global in scale and should be supplemented by reviews and identification of priorities at the regional level (but using global Red List categories, as assessments of extinction risk at the regional scale are largely lacking).

Methods

Our analyses are based on BirdLife International's assessments for the 2010 IUCN Red List (available at www.birdlife.org/datazone/species and in summary form at www.iucnredlist.org) and data on IBAs held in BirdLife's World Bird Database (WBDB; available at www.birdlife.org/datazone/sites). Summary data are provided in Table S1 in the online Supplementary Materials. Both species and IBA data are compiled and regularly updated from reviews of published and unpublished literature as well as information provided by a network of over 100 BirdLife Partner organisations, hundreds of other institutions, and thousands of scientists, conservationists, birdwatchers and local or species experts.

We follow the taxonomy of BirdLife International (2010a) and define seabirds as species for which a large proportion of the total population rely on the marine environment for at least part of the year. With this circumscription, 346 species qualify, of which 282 meet a stricter definition (excluding ducks, loons, etc.) used in some earlier reviews (e.g. Croxall *et al.* 1984). We subdivided seabirds into three groups. 'Pelagic seabirds' are those that primarily use marine pelagic deep water (sea above open ocean, typically > 200 m in depth) and/or marine neritic pelagic continental shelf water (sea above continental shelf or around near-shore oceanic islands, typically < 200 m in depth) excluding species that may occasionally use these habitats, but that are more typical of coastal inshore waters. 'Coastal seabirds (year-round)' are those that primarily use coastal inshore water (sea along coasts, typically < 8 km from the shoreline) throughout the year, excluding species that may occasionally use this habitat, but do not do so typically. 'Coastal seabirds (non-breeding season)' are those that primarily use coastal inshore water during the non-breeding season, excluding species that may occasionally use this habitat but do not do so typically.

Species on the IUCN Red List are placed into categories of extinction risk (ranging from Least Concern, to Near Threatened, Vulnerable, Endangered, Critically Endangered, and Extinct) based on quantitative criteria using information on population and range size, structure and trends (IUCN 2001, 2010). Vulnerable, Endangered and Critically Endangered species are referred to collectively as 'threatened' (IUCN 2001). Species for which there is insufficient information to apply the criteria are classified as Data Deficient (IUCN 2001, Butchart and Bird 2009). A small number of Critically Endangered species are tagged as Possibly Extinct if they are, on the balance of evidence, likely to be extinct, but for which there is a small chance that they may be extant and thus should not be listed as Extinct until adequate surveys have failed to find the species and unconfirmed reports have been discounted (IUCN 2010, Butchart *et al.* 2006).

In analyses of the numbers of seabird species by country we exclude vagrant records (as defined in relevant national checklists, field guides and handbooks; generally used for species for which there are few records or that only occur sporadically and infrequently), but include those species whose occurrence in a particular country is coded as uncertain (because maps of confirmed distribution indicate that they are likely to occur in territorial waters, but no published records have been traced). We consider confirmed resident or breeding species separately. We used GIS and BirdLife's digitised species' distribution maps to determine occurrence of species in national Exclusive Economic Zones (EEZs), Large Marine Ecosystems (LMEs; Sherman *et al.* 1993) and areas of application of different Regional Fisheries Management Organisations (RFMOs). Boundaries for

EEZs were taken from VLIZ (2010), for LMEs from National Oceanic and Atmospheric Administration (2010), and for RFMOs from each of the individual organisations' websites. Jurisdictions are as listed by the International Organisation for Standardization (ISO; www.iso.org) at July 2010; note that subsequently Tristan da Cunha (with Gough Island) was accorded a status separate from St Helena.

Direction of current population trend was coded as increasing, stable, fluctuating, decreasing or unknown. Threats to species were classified using the IUCN/Conservation Measures Partnership (CMP) threats classification scheme (Salafsky *et al.* 2008) with threats from all invasive alien species identified to species level where possible, and threat magnitude calculated from scores for timing, scope and severity following BirdLife International (2010b). Analyses of threats were based on data for threatened species only (i.e. excluding Extinct, Near Threatened, Least Concern and Data Deficient species). Priority conservation and research actions were coded following the IUCN/CMP Actions classification scheme (Salafsky *et al.* 2008).

We assessed trends in extinction risk using the IUCN Red List Index (RLI; Butchart *et al.* 2004, 2007) for 1988–2008 (the period between comprehensive assessments of all bird species for the IUCN Red List), updated using current knowledge. The RLI is calculated from the number of species in each Red List category and the number changing categories between assessments as a result of genuine improvement or deterioration in status (category changes owing to improved knowledge or revised taxonomy are excluded). RLI values relate to the proportion of species expected to remain extant in the near future without additional conservation action. An RLI value of 1.0 equates to all species being categorised as Least Concern, and hence that none are expected to go extinct in the near future. An RLI value of zero indicates that all species have become Extinct.

Important Bird Areas (IBAs) are key sites for the conservation of the world's birds (e.g. BirdLife International 2011). IBAs are places of international significance for the conservation of birds and are identified using a standardised set of data-driven criteria and thresholds based on (1) globally threatened bird species, (2) restricted-range bird species (those with ranges smaller than 50,000 km²), (3) biome-restricted assemblages (communities of birds characteristic of a distinct biome) and (4) congregations (large aggregations of one or more species, e.g. migratory waterbirds or breeding seabirds). IBAs are delimited so that, as far as possible, they: (a) are different in character, habitat or ornithological importance from surrounding areas; (b) provide the requirements of the 'trigger' species (those for which the site qualifies) while present, alone or in combination with networks of other sites; and (c) are or can be managed in some way for conservation. Terrestrial IBAs have been identified in almost all countries of the world, but for the analyses presented here, data were incomplete and therefore omitted for 21 countries: American Samoa, Argentina, Chile, Cook Islands, French Guiana, Guyana, Kiribati, Kyrgyzstan, Nauru, New Caledonia, New Zealand, Niue, Papua New Guinea, Paraguay, Samoa, Solomon Islands, Tokelau, Tuvalu, USA, Vanuatu and Wallis and Futuna Islands. Marine IBA identification, i.e. of important areas in coastal waters and on the High Seas (Areas Beyond National Jurisdiction (ABNJs)) for feeding and aggregation, is ongoing (BirdLife 2010e, Lascelles *et al.* 2012).

We examined growth in coverage of IBAs by nationally designated protected areas following the approach of Butchart *et al.* (2010). Protected Area coverage data was taken from the WBDB and is based on GIS overlays of IBA polygons with those nationally designated PAs for which a boundary polygon was included in the 2010 release of the World Database on Protected Areas (WDPA; www.wdpa.org), excluding internationally designated PAs and all sites with a status other than 'designated'. Where multiple protected areas overlapped an IBA, the date of designation of the earliest protected area was used. Where data in the WDPA were incomplete or inaccurate, estimates of protected area coverage of IBAs were updated by BirdLife Partners. For 257 protected areas (14% of all PAs) with an unknown date of establishment, and for 88 IBAs (4.8%) known (from national experts) to be partially protected but to an unknown extent, we randomly assigned a date or proportion protected from another site in that country (doing this 10,000 times and plotting the mean and 95% CIs to capture the uncertainty introduced by lack of data for a subset of sites); where < 2 sites with known date/proportion protected occurred in the country we randomly selected from

all sites. We plotted trends in mean percentage area protected and number of sites completely covered by protected area(s). Trends for Central America and Oceania were omitted as seabird IBA identification is still very incomplete in these regions.

Results and Discussion

Status

Of the 346 seabird species considered here (Table S1), 97 (28%) are globally threatened, 17 (5%) in the highest category of Critically Endangered and a further 10% Near Threatened (Figure S1). Only four species, all storm-petrels (White-vented *Oceanites gracilis*, Markham's *Oceanodroma markhami*, Matsudaira's *O. matsudairae* and Ringed *O. hornbyi*) are regarded as Data Deficient. Three species are considered Extinct (Great Auk *Pinguinus impennis*, Large St Helena Petrel *Pterodroma rupinarum*, Small St Helena Petrel *Bulweria bifax*) and two other species are Possibly Extinct (Guadalupe Storm-petrel *O. macrodactyla* and Jamaica Petrel *Pterodroma caribbaea*; included in Critically Endangered in Figure S1). Seabirds are more threatened than all other groups of birds with similar numbers of species: 26% of parrots (Psittacidae; 374 species), 19% of pigeons/doves (Columbidae; 318 species), and 18% of raptors (Accipitridae; 238 species) are threatened; all other similarly speciose bird families are equally or less threatened than the global average (12%). Furthermore, dividing seabirds into pelagic and coastal species and accounting separately for those species which only visit marine habitats outside their breeding season (Figure 1) shows that pelagic seabird species are considerably more threatened than coastal resident seabirds and that both are an order of magnitude more threatened than non-breeding coastal seabirds. This likely reflects that pelagic species tend to have small clutch sizes relative to coastal species, reducing their capacity to absorb human-induced mortality and slowing recovery following cessation of impacts.

Reviewing the pattern taxonomically (Figure 2) reveals that, of the main families (which together account for 87% of species), the most threatened are the penguins and albatrosses/petrels. These two orders (Sphenisciformes and Procellariiformes) represent nearly one half (43%) of all seabirds and contain many pelagic species. After albatrosses, Diomedidae, whose conservation benefits considerably from the Agreement on the Conservation of Albatrosses and Petrels (ACAP; www.acap.aq), by far the most threatened group of seabirds are the gadfly petrels of the genera *Pterodroma* and *Pseudobulweria* (and a special conservation internet forum has recently been established to promote priority conservation action for these: Gadfly Petrel Conservation Group; www.gadflypetrel.ning.com). The primary reasons for the classification of seabird species as threatened (or Near Threatened), based on the IUCN Red List criteria they trigger, are summarised

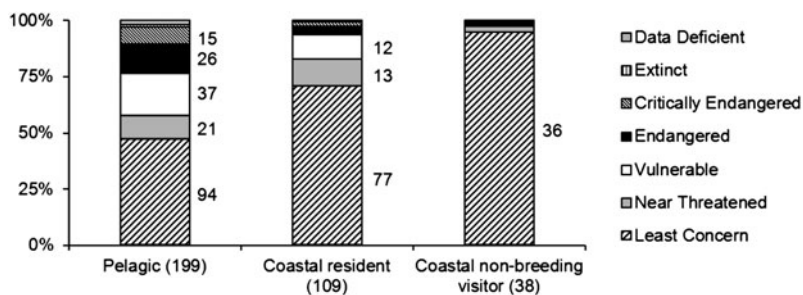


Figure 1. Proportion of species in each IUCN Red List category for pelagic species, coastal residents and coastal non-breeding visitors. Figures give number of species (for totals > 5).

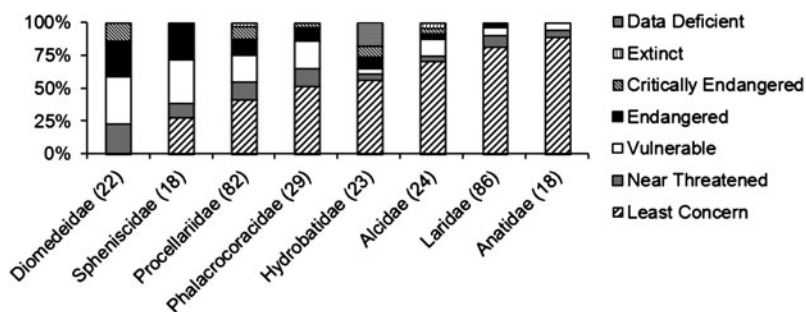


Figure 2. Percentage of species in each IUCN Red List category for the major seabird families. Figures give number of species.

in Figure 3. Thus, of the 132 threatened/Near Threatened species, 70 (53%) qualify by virtue of very small population/range and a similar number (66; 50%) by reason of rapid decline. Of particular concern are those where small range or population is combined with decline (64 species; 48%). Noteworthy examples are six penguins (two *Eudyptes* and two *Spheniscus*), 17 gadfly petrels and eight cormorants. Throughout, pelagic species are disproportionately represented in all categories in comparison with coastal species.

As a broad generalisation, seabirds tend to have particularly small total breeding population sizes, with 20% estimated to have fewer than 5,000 breeding pairs and about one half fewer than 50,000 pairs (Figure S2). Furthermore, 76 (23%) of these population estimates date from 2000 or earlier (see Table S1), so this may be an optimistic portrayal of the current situation. The 15 species whose global population estimates predate 1996 are: Royal Penguin *Eudyptes schlegeli*, Buller's Shearwater *Puffinus bulleri*, Short-tailed Shearwater *P. tenuirostris*, Auckland Island Shag *Phalacrocorax colensoi*, Lava Gull *Larus fuliginosus* (all pre-1991), Emperor Penguin *Aptenodytes forsteri*, Adélie Penguin *Pygoscelis adeliae*, Northern Royal Albatross *Diomedea sanfordi*, Black-winged Petrel *Pterodroma nigripennis*, Cape Verde Shearwater *Calonectris edwardsii*, Jouanin's Petrel *Bulweria fallax*, Australasian Gannet *Morus serrator*, Stewart Island Shag *Phalacrocorax chalconotus* and Kerguelen Tern *Sterna virgata*. Most of these are Australasian in distribution and many are restricted to single islands or island groups. In addition, even recent population estimates are often of relatively low quality, with broad bands of uncertainty.

Thus most seabirds, especially pelagic ones, typically have small breeding populations and many are likely to be in decline, demographic characteristics which severely limit their rate of recovery, and a restricted number and range of breeding sites; this makes them disproportionately vulnerable amongst birds to a wide range of threats.

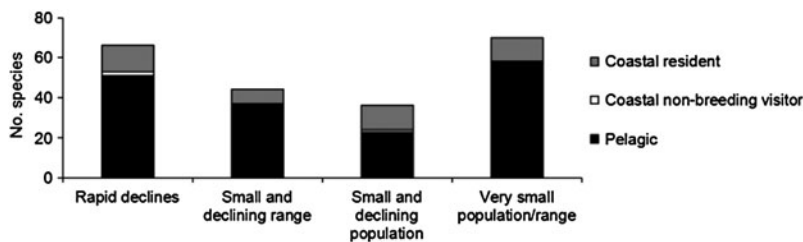


Figure 3. The number of seabird species listed as threatened or Near Threatened for different reasons (note that some species are listed for multiple reasons).

Trends

Nearly half (47%; 52% of those with known trends) of seabird species are known or suspected to be experiencing population declines (Figure 4a). Nevertheless, 57 species (17%) are increasing; many, such as the 17 gull species, doubtless due to their abilities to exploit close links with human activities. This probably also accounts for increases in Northern Fulmar *Fulmarus glacialis*, some *Morus* spp. gannets and possibly Black-footed *Phoebastria nigripes* and Campbell Albatrosses *Thalassarche impavida*, although the last two are still recovering from past declines. Encouragingly, a few species are increasing (e.g. Spectacled Petrel *Procellaria conspicillata*), often as a result of long-term targeted conservation action (e.g. Fea's *Pterodroma feae*, Bermuda *P. cahow* and Magenta *P. magenta* Petrels and Amsterdam and Short-tailed Albatrosses *Diomedea amsterdamensis* and *Phoebastria albatrus*). As expected, pelagic species are disproportionately more likely to be declining than coastal ones (52% versus 33%) but, perhaps surprisingly, the non-breeding visitors to coastal waters have a similar proportion of decreasing species (46%) to pelagic ones (Figure 4b); they also have a higher proportion of increasing species (25% versus 19% coastal and 12% pelagic).

Precise quantified rates of population decline or increase are available for very few species. A broader, but less sensitive, measure of overall trends is provided by the Red List Index (RLI, Butchart et al. 2004, 2007), which measures trends in extinction risk and is virtually the only trend indicator currently available for seabirds on a worldwide and/or regional basis. The RLI is based on the movement of species through IUCN Red List categories owing to genuine improvement or deterioration in status (i.e. re-categorisations owing to improved knowledge or revised taxonomy are excluded). It shows (Figure 5a) that, over the last 20 years, seabirds have had a substantially poorer conservation status than non-seabirds and that they have deteriorated faster over this period. Seabirds are more threatened than a number of other similarly speciose groups (e.g. raptors, pigeons, gamebirds and waterbirds), and are marginally more threatened than parrots. However, among seabirds, pelagic species are more threatened and have deteriorated faster than coastal species, and this difference is particularly pronounced for the albatrosses and large petrels

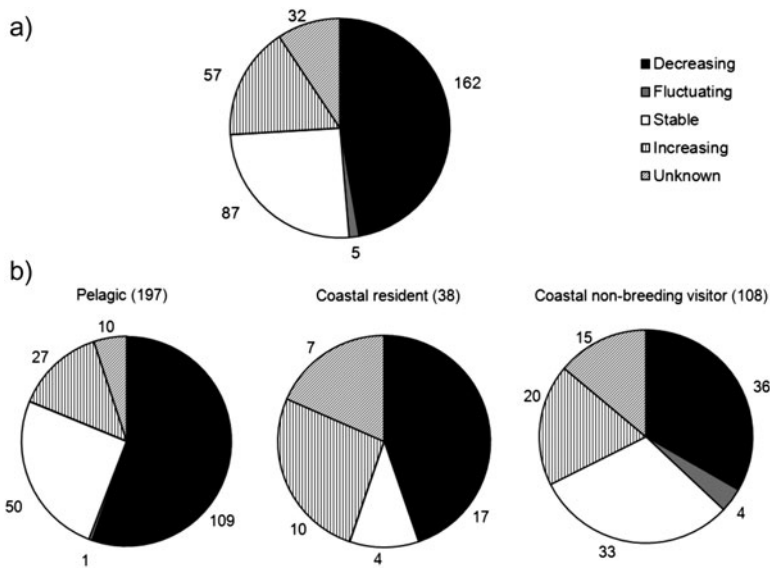


Figure 4. Current direction of trend for (a) all seabirds ($n = 346$ species); (b) pelagic species, coastal residents and coastal non-breeding visitors. Figures give number of species.

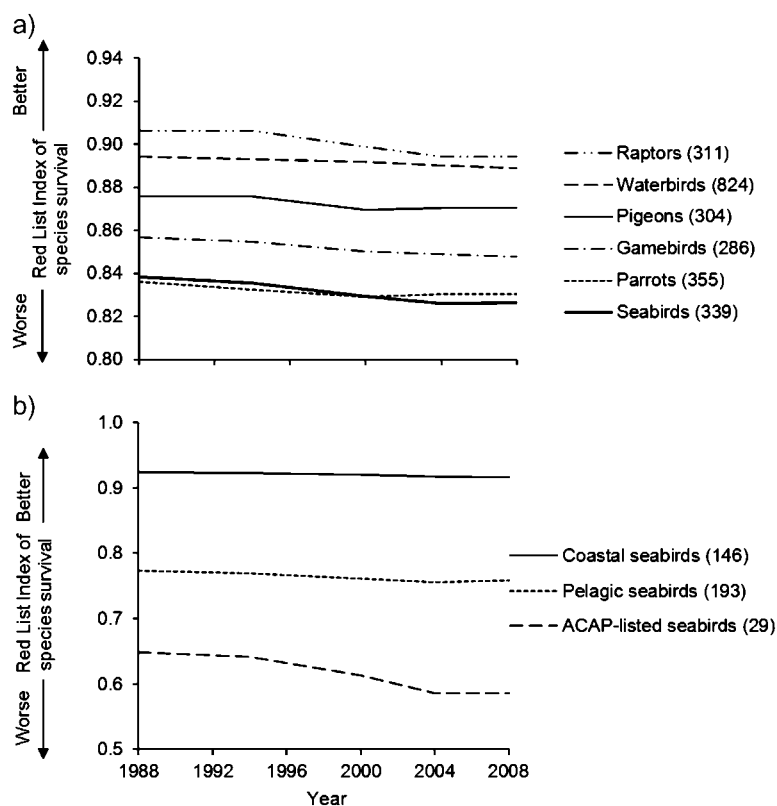


Figure 5. Red List Indices for (a) seabird and non-seabird species; (b) coastal and pelagic species and those listed in the Agreement on the Conservation of Albatrosses and Petrels (ACAP). Figures are for non-Data Deficient extant species in 1988.

that are covered by ACAP (Figure 5b). Table S2 summarises the background and evidence relating to the 26 cases, involving 21 species, that qualified for reclassification to a higher or lower Red List category during 1988-2008 (and also presents all changes that occurred during this period, including as a result of improved knowledge or revised taxonomy).

National jurisdictional responsibility

The most important countries, in terms of the number of breeding seabird species and the total number of species recorded within EEZ waters, are shown Figure 6a. In general terms, the outcomes are rather similar; however, Japan, Mexico and several South American countries (Argentina, Brazil, Peru, Ecuador), which are adjacent to important marine current systems supporting large numbers of seabirds on migration and in winter, are in the top 10 (Japan, Mexico) or top 20 (rest) overall but not in the top 20 for breeding species. In the top 10 of both categories are USA, Canada, Russia, Australia, New Zealand, Chile and South Africa. If Overseas Territories are included with the mainland jurisdiction, then France (with French Southern Territories) and UK (with Pitcairn [Henderson], St Helena [Tristan da Cunha and Gough] and with or without the Falkland Islands [Islas Malvinas]) would both be in the top five of both categories.

If we focus on seabirds endemic or near-endemic (only in two, usually adjacent, countries) as breeding species (Figure 6b), then a similar outcome results, albeit with New Zealand pre-eminent.

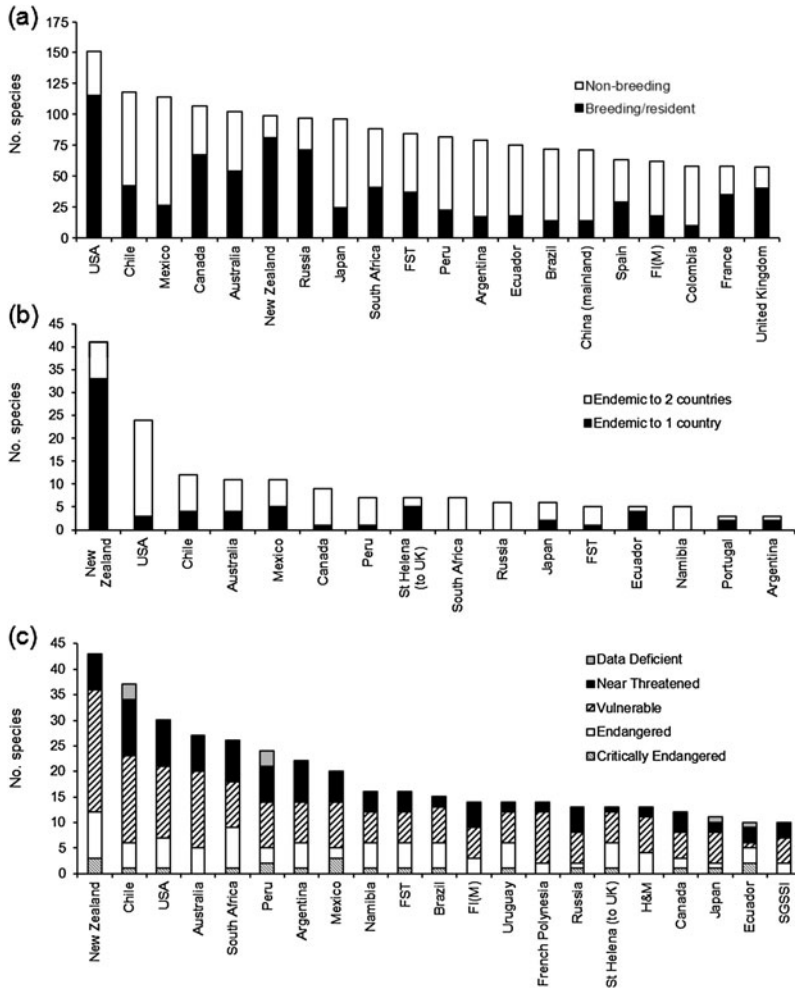


Figure 6. The countries supporting the largest numbers of (a) seabird species; (b) endemic breeding seabird species; (c) seabird species of conservation concern (breeding and non-breeding species combined).

For single-country endemics (Table 1), the most important countries are New Zealand (33 species), UK (eight, mainly on the Tristan da Cunha islands), Mexico (five), Ecuador (five, all in Galapagos), Chile (four), Australia (four) and USA (three but with 21 species shared with either Mexico or Canada). Even if we focus on threatened species (Figure S3), New Zealand retains “pole position”, having more than double the number of threatened species of any other country. However, Chile and South Africa hold the next largest number of threatened species, followed by France (including French Southern Territories and French Polynesia), UK (including Tristan da Cunha, South Georgia [Islas Georgias del Sur] and Falkland Islands [Islas Malvinas]). Australia (including Heard and Macquarie Islands), followed by USA, Mexico, Peru and Russia complete the top 10. If non-breeding species are included (Figure 6c), the distribution is somewhat more even and South American countries more prominent, but the basic pattern is similar.

Therefore, to protect a considerable majority of the world’s seabirds, especially globally threatened species, either when breeding or when foraging within EEZ waters, priority attention

Table 1. Seabird species endemic to single countries/jurisdictions.

Country/Region (no. endemic species)	Species
New Zealand (33)	Fiordland Penguin <i>Eudyptes pachyrhynchus</i> , Snares Penguin <i>Eudyptes robustus</i> , Erect-crested Penguin <i>Eudyptes sclateri</i> , Yellow-eyed Penguin <i>Megadyptes antipodes</i> , Antipodean Albatross <i>Diomedea antipodensis</i> , Northern Royal Albatross <i>Diomedea sanfordi</i> , Southern Royal Albatross <i>Diomedea epomophora</i> , Campbell Albatross <i>Thalassarche impavida</i> , White-capped Albatross <i>Thalassarche steadi</i> , Chatham Albatross <i>Thalassarche eremita</i> , Buller's Albatross <i>Thalassarche bulleri</i> , White-headed Petrel <i>Pterodroma lessonii</i> , Magenta Petrel <i>Pterodroma magentae</i> , Mottled Petrel <i>Pterodroma inexpectata</i> , Pycroft's Petrel <i>Pterodroma pycrofti</i> , Cook's Petrel <i>Pterodroma cookii</i> , Chatham Petrel <i>Pterodroma axillaris</i> , Westland Petrel <i>Procellaria westlandica</i> , Parkinson's Petrel <i>Procellaria parkinsoni</i> , Buller's Shearwater <i>Puffinus bulleri</i> , Fluttering Shearwater <i>Puffinus gavia</i> , Hutton's Shearwater <i>Puffinus huttoni</i> , New Zealand Storm-petrel <i>Oceanites maorianus</i> , Campbell Island Shag <i>Phalacrocorax campbelli</i> , New Zealand King Shag <i>Phalacrocorax carunculatus</i> , Stewart Island Shag <i>Phalacrocorax chalcnotus</i> , Chatham Islands Shag <i>Phalacrocorax onslowi</i> , Auckland Islands Shag <i>Phalacrocorax colensoi</i> , Bounty Islands Shag <i>Phalacrocorax ranfurlyi</i> , Spotted Shag <i>Phalacrocorax punctatus</i> , Pitt Island Shag <i>Phalacrocorax featherstoni</i> , Red-billed Gull <i>Larus scopulinus</i> , Black-fronted Tern <i>Sterna albobstriata</i>
Mexico (5)	Townsend's Shearwater <i>Puffinus auricularis</i> , Black-vented Shearwater <i>Puffinus opisthomelas</i> , Least Storm Petrel <i>Halocyp-tena microsoma</i> , Guadalupe Storm-petrel <i>Oceanodroma macro-dactyla</i> , Craveri's Murrelet <i>Synthliboramphus craveri</i>
St Helena (to UK) (5)	Tristan Albatross <i>Diomedea dabbenena</i> , Atlantic Yellow-nosed Albatross <i>Thalassarche chlororhynchos</i> , Atlantic Petrel <i>Ptero-droma incerta</i> , Spectacled Petrel <i>Procellaria conspicillata</i> , Ascen-sion Frigatebird <i>Fregata aquila</i>
Ecuador (5)	Galapagos Penguin <i>Spheniscus mendiculus</i> , Waved Albatross <i>Phoebastria irrorata</i> , Galapagos Petrel <i>Pterodroma phaeopygia</i> , Flightless Cormorant <i>Phalacrocorax harrisi</i> , Lava Gull <i>Larus fuliginosus</i>
Chile (4)	Juan Fernandez Petrel <i>Pterodroma externa</i> , Stejneger's Petrel <i>Pterodroma longirostris</i> , De Filippi's Petrel <i>Pterodroma defilippiana</i> , Pink-footed Shearwater <i>Puffinus creatopus</i>
Australia (4)	Royal Penguin <i>Eudyptes schlegeli</i> , Shy Albatross <i>Thalassarche cauta</i> , Black-faced Cormorant <i>Phalacrocorax fuscescens</i> , Pacific Gull <i>Larus pacificus</i>
USA (3)	Hawaiian Petrel <i>Pterodroma sandwichensis</i> , Newell's Shearwater <i>Puffinus newelli</i> , Western Gull <i>Larus occidentalis</i>
Japan (2)	Short-tailed Albatross <i>Phoebastria albatrus</i> , Matsudaira's Storm-petrel <i>Oceanodroma matsudairae</i>
Portugal (2)	Zino's Petrel <i>Pterodroma madeira</i> , Monteiro's Storm-petrel <i>Oceanodroma monteiroi</i>
Argentina (2)	White-headed Steamerduck <i>Tachyeres leucocephalus</i> , Ologr's Gull <i>Larus atlanticus</i>
Antarctica (2)	Emperor Penguin <i>Aptenodytes forsteri</i> , Antarctic Petrel <i>Thalassoica antarctica</i>

Table 1. Continued.

Country/Region (no. endemic species)	Species
Fiji (2)	Collared Petrel <i>Pterodroma brevipes</i> , Fiji Petrel <i>Pseudobulweria macgillivrayi</i>
Réunion (to France) (2)	Barau's Petrel <i>Pterodroma baraui</i> , Mascarene Petrel <i>Pseudobulweria aterrima</i>
Christmas Island (to Australia) (1)	Abbott's Booby <i>Papasula abbotti</i> , Christmas Island Frigatebird <i>Fregata andrewsi</i>
Canada (1)	Thayer's Gull <i>Larus thayeri</i>
Peru (1)	Markham's Storm-petrel <i>Oceanodroma markhami</i>
French Southern Territories (1)	Amsterdam Albatross <i>Diomedea amsterdamensis</i>
Falkland Islands (Islas Malvinas) (1)	Falkland Steamerduck <i>Tachyeres brachypterus</i>
Pitcairn Islands (to UK) (1)	Henderson Petrel <i>Pterodroma atrata</i>
Cape Verde (1)	Cape Verde Shearwater <i>Calonectris edwardsii</i>
Brazil (1)	Trindade Petrel <i>Pterodroma arminjoniana</i>
Spain (1)	Balearic Shearwater <i>Puffinus mauretanicus</i>
Jamaica (1)	Jamaica Petrel <i>Pterodroma caribbaea</i>
Bermuda (to UK) (1)	Bermuda Petrel <i>Pterodroma cahow</i>

should be given to the geographical areas represented by New Zealand (with Australia), Chile (with Peru, Ecuador), USA (with Canada, Japan and Russia), South Africa (with Namibia), UK and France (only in respect of their overseas territories), Mexico, Brazil and Argentina (see Table 2). Delivery of effective conservation of breeding sites and of EEZ waters in these nine regions (16 countries) would take account of most of the needs of the 25% of seabird species which are completely restricted to these areas and make a major contribution to the 92% of seabird species whose ranges are included, at least in part.

Threats

Assessing threats to seabirds is a complex and somewhat subjective task. BirdLife International has compiled an inventory, using the published literature and an extensive network of correspondents. Some illustrations of the general conclusions from this are provided below (Figures 7a–7c); it must be emphasised that this part of the review is confined to threatened species, i.e. excluding Near Threatened, Least Concern and Data Deficient species.

Globally, of the top 10 threats to threatened seabirds (Figure 7a), invasive species (invariably acting at the breeding site) potentially affect 73 species (75% of all threatened seabird species and nearly twice as many as any other single threat, although in some cases the threat is of a potential future impact). The remaining threats are fairly evenly divided between those acting mainly at the breeding site: problematic native species (31 species, 32%), human disturbance (26 species, 27%), infrastructure/commercial/residential development (14 species, 14%) and those acting mainly at sea in relation to foraging, moulting or migration areas/aggregations: bycatch (40 species, 41%), pollution (30 species, 31%), overfishing or inappropriate spatial management of fisheries (10 species, 10%). Hunting and trapping (23 species, 24%) and energy production/mining (10 species, 10%) affect both domains, the former more at breeding sites, the latter more in relation to foraging areas, flight paths and flyways. Climate change and severe weather (39 species, 40%), as presently assessed, largely reflects adverse weather and climatic events at breeding sites and the potential impact of sea level rise but is clearly an important driver of change that is increasingly affecting seabirds in many ways, albeit mainly in the medium to long term (i.e. at timeframes mostly outside those of relevance to IUCN Red List criteria). The relative importance of threats is largely similar when only those of high impact are considered, although bycatch becomes almost as significant as the impacts of invasive alien species.

Table 2. Priority countries for seabirds, ranked according to total numbers of (a) breeding and non-breeding species, (b) globally threatened and Near Threatened species, and (c) endemic species (restricted to one or two countries). Overall rank is derived from the sum of ranks for the three parameters. Total number of countries / territories = 239.

Country	Diversity rank	Threat rank	Endemics rank	Overall Rank
USA	1	3	2	1
Chile	2	2	3	2
New Zealand	6	1	1	3
Australia	5	4	4	4
Mexico	3	8	4	5
South Africa	9	5	7	6
Peru	11	7	7	7
Canada	4	18	6	8
French Southern Territories	10	9	12	9
Russia	7	15	10	10
Argentina	12	6	15	11
Japan	8	19	10	12
Ecuador	13	21	12	13
Falkland Islands (Islas Malvinas)	17	12	17	13
Namibia	29	9	12	15
St Helena (to UK)	30	15	7	16
Brazil	14	11	28	17
China (mainland)	15	26	17	18
Norfolk Island (to Australia)	25	21	17	19
French Polynesia	37	12	17	20

If pelagic seabirds are considered alone (Figure 7b), the pattern is generally similar, although bycatch assumes a higher priority (particularly when comparing high-impact threats only). For coastal species (Figure 7c) however, disturbance and hunting and trapping assume greater significance, with overfishing of food resources, disturbance and pollution important if considering high-impact threats only. The absence of bycatch from the top 10 coastal threats, however, may simply reflect the fact that the impacts of inshore/coastal gillnets and of artisanal fishing are almost completely undocumented, although likely widespread and important (Zydelis *et al.* 2009). Overall, it is important to note that some threats, especially bycatch, coastal pollution and overfishing, are assessed to have higher impact on a larger proportion of the species they affect, considerably increasing their overall importance.

Although these assessments of threats are based on data only for threatened species (97 in total), there is no reason to believe that the pattern is greatly different for the 35 Near Threatened and 207 Least Concern species. The diversity of threats testifies to the vulnerability of seabird species to substantial actual and potential threats at all stages of their annual and life cycles. For Near Threatened and Least Concern species it is likely that the relative importance of human disturbance, development and consumption (hunting/trapping) would increase markedly, particularly for tropical species, for which major reductions in populations and/or breeding sites are increasingly indicated but seldom quantified, especially across the whole range of the many wide-ranging tropical seabird species.

Conservation action

In terms of recommended conservation actions, some indication of the main priorities for threatened and Near Threatened species are provided in the BirdLife World Bird Database (based on a review of the conservation literature and expert opinion; Figure 8). The classes used are rather

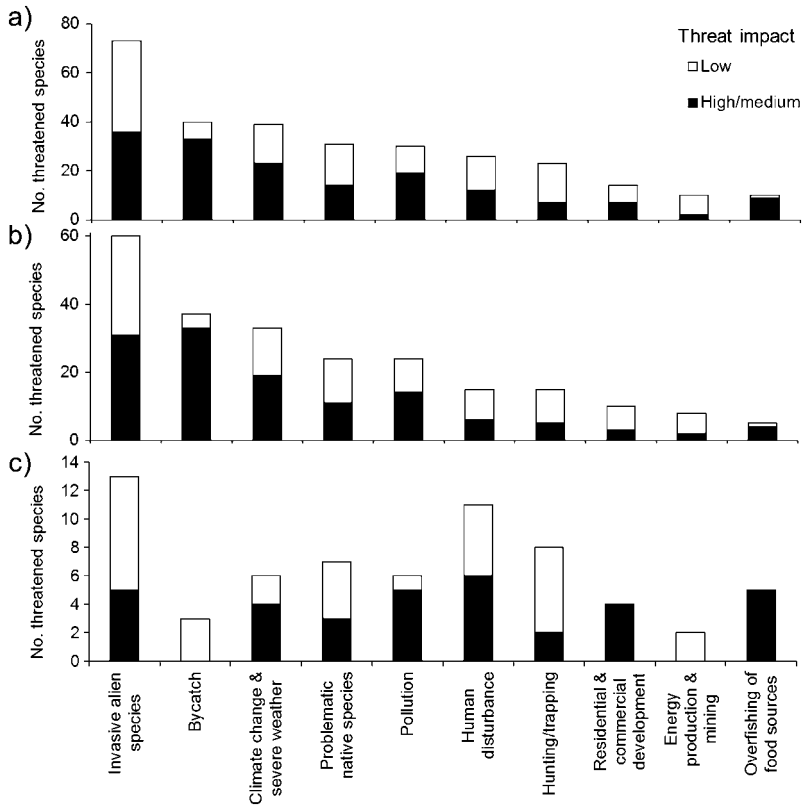


Figure 7. Threats to threatened (a) seabirds ($n = 346$ species); (b) pelagic seabirds ($n = 197$ species); (c) coastal seabirds ($n = 146$ species).

broad and the data may not be consistent and comprehensive for all species, as they are based on information collated for IUCN Red List assessments. Notwithstanding these caveats, the main priorities are: a) control/eradication of invasive alien species; b) increased and enhanced site/area

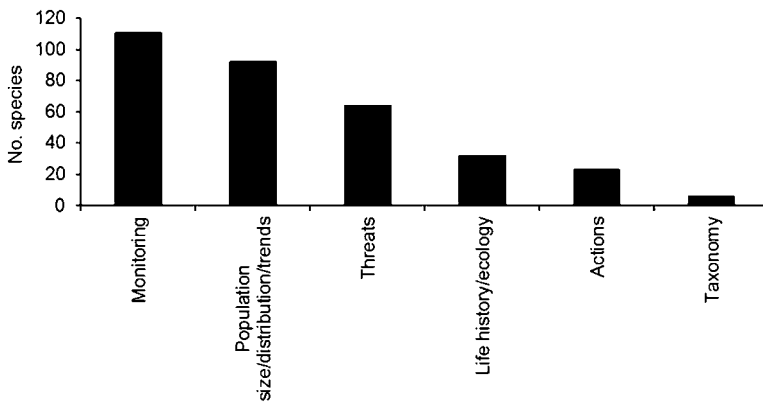


Figure 8. Priority conservation actions needed for threatened, Near Threatened and Data Deficient seabirds.

protection (i.e. formal protected area designation or other forms of recognised protection plus effective implementation of appropriate management plans); c) improved legislation/regulation/best-practice standards and effective implementation/enforcement of these (especially in marine contexts). Other, more generic actions, such as education/awareness and accompanying stakeholder involvement are also high priorities, as are some more species-specific activities, such as harvest management, reintroductions and species recovery (as defined by Salafsky *et al.* 2008).

Although it is relatively straightforward to derive these generic recommendations for conservation action, it is usually costly and difficult (practically and/or politically) to implement them effectively and at a sufficient scale to make a difference to the conservation status of seabird species. However, considerable progress has been achieved in recent years in terms of the three highest priority actions: protecting key sites (encompassing many more specific interventions), eradicating/controlling invasive alien species and addressing seabird bycatch. In contrast, less progress has been made in ensuring that ecosystem approaches underpin implementation of fisheries management.

Site protection

One index of the most general level of protection afforded to seabird breeding sites is the coverage by nationally designated protected areas of IBAs identified for seabird species. Thus, of the 1,820 terrestrial IBAs currently identified for seabirds (major areas currently incomplete are Antarctica, many Pacific Islands, USA, Mesoamerica, Russian Arctic, East Asia, South-east Asia, parts of the Indian Ocean and West Africa; however, there is no reason to believe that the properties of IBAs in these areas will be substantially different than in the rest of the world), on average, 38% of the area of these IBAs is covered by protected areas and 28% is completely covered (Figure 9a). This is an improvement of about one order of magnitude since the 1950s–1960s and an approximate doubling of protection since the mid-1980s. It is concerning, however, that the rate of increase appears to have reduced substantially since about 2000, perhaps because remaining unprotected IBAs are in areas with the greatest land-use conflicts, but possibly partly because of time-lags between countries identifying IBAs, designating protected areas and providing data on these to the WDPA.

Trends in the coverage of seabird IBAs by protected areas in different regions are shown in Figure 9b. It is perhaps unsurprising that Australasia, with a number of very large marine parks, and Europe, with many important seabird breeding sites long protected at some level, achieve the highest levels of protection. It is interesting, however, that both Asia (with relatively many sites) and South America (with the fewest sites of any region) come next and that both are ahead of North America and the Caribbean. Particularly in the Caribbean – but probably in North America generally – designation of coastal protected areas has been severely constrained by the priority accorded to human recreational and commercial development of coastal areas.

Finally, examining protection of IBAs at a national scale (Figure 10), on average, more than two-thirds of the extent of IBAs is protected in France (including French Southern Territories), UK, Ecuador (chiefly by virtue of the Galapagos National Park), Netherlands, Denmark and Egypt. Among the countries protecting more than 50% of the extent of their IBAs, Japan and Australia both stand out in respect of the large number of breeding sites involved. At the other end of the scale, countries with at least 10 seabird IBAs, for which preliminary data indicate that a mean of < 25% of IBA extent is covered by protected areas, include the Bahamas, Brazil, Estonia, Faroe Islands, Iceland, Morocco, Oman, Saudi Arabia, Ukraine and Yemen.

Further analysis of these data (beyond the scope of this review) is needed to assess the main gaps in protection for the most important terrestrial IBAs for seabirds as well as an assessment of the practical effectiveness of this protection. The present analyses include protected areas in all IUCN categories (IUCN and UNEP 2010) but for many, if not most, the actual protection may be purely nominal. Indeed, an important challenge is to categorise each protected area according to the level, nature and effectiveness of protection actually afforded to the seabirds in the IBA, including whether any management plan (of relevance to seabirds) exists and whether this plan is being implemented. Only when this is undertaken, in conjunction with monitoring the status of the

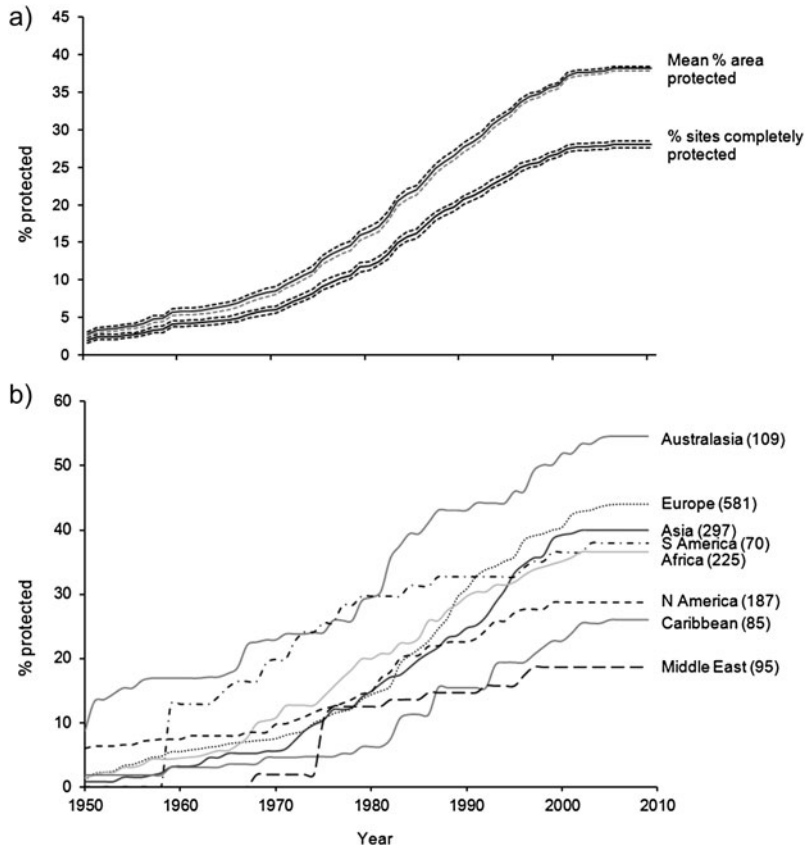


Figure 9. Protected Area coverage of Important Bird Areas identified for (a) seabirds worldwide ($n = 1,820$ sites); (b) seabirds in different regions (showing mean percentage area protected). Figures indicate number of sites.

seabirds in the IBA, will a meaningful assessment of the level of protection accorded to breeding seabirds at national, regional and global levels be feasible. Doing this is at least as high a priority as any of the research actions noted below.

The foregoing discussion has dealt almost exclusively with protection of breeding sites. Protection of key feeding and aggregation (e.g. for moult and on migration) areas is the essential complementary conservation action. In order to address this, BirdLife International recently extended its global IBA programme to include marine areas, especially seaward extensions around breeding colonies, sites of coastal congregations of non-breeding birds, migration bottlenecks and key pelagic sites. All these sites are likely to represent priority sites for protection and/or management and more than 40 national BirdLife Partners are currently actively engaged in work related to marine IBA identification and protection.

Some parts of the foraging ranges of seabirds are afforded protection by existing marine protected areas at some IBAs. However, in nearly all cases, the size of the area included is too small or inappropriately located to include the resources required by breeding seabirds (BirdLife International 2010c). It is currently very difficult to estimate the number and proportion of marine IBAs effectively protected, as marine IBA coverage is still patchy and incomplete on a global scale. The process of marine protection for seabirds is perhaps the most developed globally in the European

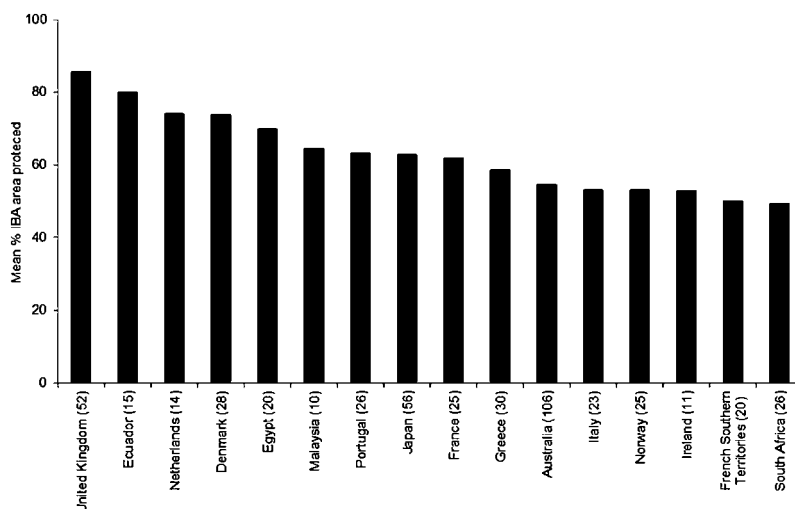


Figure 10. Countries with the highest proportion of their seabird Important Bird Areas protected. Figures indicate number of sites.

Union (EU), under its Birds Directive, but even here only around 1.5% of the EEZs of EU member states have Special Protected Area (SPA) status. It is likely that the percentage is similar or smaller for the majority of coastal nations globally.

Given that marine protected areas cover only about 1.17% of the ocean (comprising 4.32% of continental shelf areas but only 0.91% in off-shelf waters), i.e. an order of magnitude less than the equivalent value (c. 10%) for terrestrial areas (Toropova *et al.* 2010, UN 2010), it is hardly surprising that establishing better protection, as well as better regulation and management of relevant threats at sea, is the highest priority of all for those marine areas of greatest importance to seabirds. Nevertheless the fundamental differences between protected areas on land and at sea, particularly in relation to the large range of pelagic species and the dynamic nature of many of the key habitat features that such species exploit, need to be recognised. Effective protected areas in marine systems will need to be large and their management is likely to focus more on management of threatening processes (particularly those of resource exploitation) than outright prohibitions of such activities.

In relation to marine areas of greatest importance for seabirds, relative priorities in terms of EEZs are shown in Figure S4, based on data (as total species) in Figure 6a. The most important countries are USA (147 species overall, 11 threatened), Mexico (109/14), Chile (103/22), Canada (100/9), Australia (97/23), New Zealand (96/38), Japan (92/9), Russia (91/7), South Africa (82/16) and Argentina (74/14). Other countries whose EEZs support 50 or more seabird species are China, Peru, Brazil, Spain, France (and French Polynesia), UK (and Falkland Islands [Islas Malvinas] and South Georgia [Islas Georgias del Sur]), Ireland, Portugal, Denmark, Ecuador, Colombia, Costa Rica and India.

An important suite of marine areas are Large Marine Ecosystems (LMEs; Sherman *et al.* 1993), 63 areas that have been recognised as constituting discrete and coherent marine regions, particularly from a resource-management perspective. Many of these are coastal, but most overlap the EEZs of more than one country and/or extend into the High Seas. The overlap between the distribution of seabirds and LMEs is illustrated in Figure S5 and summarised in Table S3. It is not surprising that the LMEs of most importance to seabirds include the Humboldt Current (with 17% more species than any other area), California Current, New Zealand Shelf, East Central Australian Shelf, Agulhas Current, Pacific Central-American Coastal, Kuroshio Current, Patagonian Shelf, Southeast

Australian Shelf and West Bering Sea (all supporting > 70 seabird species), with the Gulf of Alaska, Benguela Current and East Bering Sea being the other LMEs supporting > 60 species. Taken together, appropriate management of the marine environment in these LMEs would make a substantial contribution to the conservation of at least 275 seabird species (80% of the total), including 62 (64%) of the globally threatened species.

For marine areas and habitats largely or exclusively on the High Seas, the main relevant jurisdictions are the areas of application of the various RFMOs. The overlap between these and seabird species is summarised in Table S3. This emphasises the potential importance of appropriate environmental management in the vast areas where members of these RFMOs operate: the top eight RFMOs all support more seabird species than any individual EEZ or LME, with 223 species in the area of the Western and Central Pacific Fisheries Commission (WCPFC), more than double the numbers in the Humboldt Current LME. The five main tuna RFMOs are all in the top six RFMOs for seabirds.

To address priority seabird conservation issues in the marine environment will therefore require approaches that combine and coordinate actions in EEZs and on the High Seas (with particular focus on those LMEs that straddle EEZs and High Seas). However without effective action by the RFMOs with High Seas jurisdictions and responsibilities, many threats to seabirds cannot be adequately addressed. Ensuring that sites/areas for seabirds are well represented within proposed candidate Ecologically and Biologically Sensitive Areas (EBSAs) under the Convention on Biological Diversity will be vital.

Eradication or control of invasive alien species

Over the last two decades, improved materials and techniques and considerable effort have led to the successful removal of alien invasive species from many islands of substantial importance for breeding seabirds. Thus, of the 25 most important sites identified in 1982 (Croxall *et al.* 1984), several have been successfully cleared of at least some alien invasive species (e.g. feral cats removed from Isla de la Plata, Ascension, Marion and Macquarie islands; feral goats from Isla de la Plata and South Trindade) and appropriate plans are well advanced for several others. The success in removing rats *Rattus* spp. from Campbell Island has stimulated the development of rodent removal plans for numerous other islands. Those for Macquarie Island, Henderson (Pitcairn group) and South Georgia are currently being implemented while plans are well developed for Palmyra, Wake, several islands in the Gambier group and, subject to final feasibility studies, for house mouse *Mus musculus* at Gough Island, arguably the world's most important site (and for general biodiversity as well as for seabirds) for which alien eradication is the top priority (Wanless *et al.* 2007).

Many other islands of national and/or regional importance for seabirds have had rats, cats, dogs, pigs, goats, rabbits and cattle removed in the last decade or so (e.g. Nogales *et al.* 2004, Angel *et al.* 2009). Indeed, by late 2006, 332 successful rodent eradications (35 failed, 20 unknown outcome) had been undertaken, with invasive rodents eradicated from 284 islands (Howald *et al.* 2007). As techniques and materials are further improved, it is probable that, notwithstanding funding and political constraints, most of the remaining top priority sites for seabirds could be cleared of relevant important invasive aliens over the next decade or so. A list of seabird sites requiring urgent attention, involving some 73 islands and 20 jurisdictions, is provided in Table 3. This list is inevitably incomplete, with some key areas and islands still unsurveyed, especially in the Pacific, but it does represent a synthesis of current expert knowledge and opinion. For many sites, to develop further towards implementation will require consideration of potential benefits to other vertebrate taxa (especially mammals and reptiles) and to wider biodiversity. It will usually be important to consider the full range of issues and opportunities, especially involving island restoration and including translocations to former breeding sites, that often need to be assessed before appropriate eradication decisions can be made (Mulder *et al.* 2011).

Thus, while it is relatively straightforward to provide indicative lists of important sites where eradication of alien species would benefit seabirds, and feasible to review and analyse these and

Table 3. A list of priority islands where eradication of invasive alien vertebrates would benefit globally threatened seabirds or major multi-species colonies. (CR = Critically Endangered, EN = Endangered, VU = Vulnerable, NT = Near Threatened, LC = Least Concern, PE = Possibly Extinct).

Country	Island group: Island	Seabird species (2010 IUCN Red List category)	Invasive alien species (see Note 1)	Comments and other taxa that would benefit
Australia	Macquarie Island	Burrowing seabirds generally	House Mouse, Black Rat, European Rabbit	Eradication (re-)commenced in May 2011
	Lord Howe Island	Providence Petrel (VU)	Masked Owl, House Mouse, Black Rat	Rodent eradication proposed (see Note 2)
	Christmas Island	Christmas Island Frigatebird (CR)	Cat, House Mouse, Rat spp.	
Brazil	S Trindade Island	Trindade Petrel (VU)	House Mouse	Other seabirds. Goats now removed
Canada	Fernando de Noronha Queen Charlotte Islands	Boobies, tropicbirds, etc. Ancient Murrelet (LC) Rhinoceros Auklet (LC)	Pig, Goat, Rat spp. Northern Raccoon, Brown Rat, Black Rat	
Chile	Chañaral	Humboldt Penguin (VU)	European Rabbit	Peruvian Diving-petrel (EN) formerly bred
	Choros	Peruvian Diving-petrel (EN) Humboldt Penguin (VU)	European Rabbit	
	Pan de Azucar	Peruvian Diving-petrel (EN) Humboldt Penguin (VU)	Rat spp.	
	Isla Pajaros Uno	Peruvian Diving-petrel (EN) Humboldt Penguin (VU)	Rat spp.	Eradication planned
	Juan Fernandez: Alejandro Selkirk	Stejneger's Petrel (VU) Juan Fernandez Petrel (VU)	Cat, Goat, House Mouse, Brown Rat	
	Juan Fernandez: Robinson Crusoe	Pink-footed Shearwater (VU)	Dog, Cat, Goat, Southern Coati, Brown Rat, Black Rat, European Rabbit	De Filippi's Petrel (VU) formerly bred. Sheep eradicated. Cattle farmed and fenced
	Isla Mocha	Pink-footed Shearwater (VU)	Cat, House Mouse, Brown Rat	
	Islas Desventuradas: San Felix	De Filippi's Petrel (VU)	Cat, House Mouse	Boobies & terns
	Islas Desventuradas: San Ambrosio	De Filippi's Petrel (VU)	Goat, House Mouse	

Table 3. Continued.

Country	Island group: Island	Seabird species (2010 IUCN Red List category)	Invasive alien species (see Note 1)	Comments and other taxa that would benefit
China (mainland)	Zhejiang Province: Juishan Islands	Chinese Crested Tern (CR)	Lesser Rice-field Rat	Several islands involved; birds move between islands
	Wuzhishen Islands	Chinese Crested Tern (CR)		
China (Taipei)	Matsu Islands	Chinese Crested Tern (CR)		
Cook Islands	Suvarrow	Many seabird species	Rat spp.	
Ecuador	Galapagos: Isabela	Galapagos Penguin (EN) Galapagos Petrel (CR)	Cat, Dog, Donkey, Cattle, Pig, House Mouse, Black Rat	
	Galapagos: Santa Cruz	Galapagos Petrel (CR)	Cat, Dog, Donkey, Pig, Goat, Black Rat	Other seabirds; Galapagos Rail <i>Laterallus spilonotus</i> (VU)
	Galapagos: Santiago	Galapagos Petrel (CR) Galapagos Penguin (EN)	House Mouse, Black Rat	Other seabirds; Galapagos Rail
	Galapagos: Floreana	Galapagos Petrel (CR) Galapagos Penguin (EN)	Black Rat, House Mouse, Cat, Dog, Pig	Other seabirds; Galapagos Rail
	Galapagos: San Cristóbal	Galapagos Petrel (CR)	Cat, Dog, Pig, House Mouse, Black Rat	Other seabirds; Galapagos Rail
	Isla de la Plata	Waved Albatross (CR)	House Mouse, Black Rat	Other seabirds. Feral cats and goats eradicated in 2009

Table 3. Continued.

Country	Island group: Island	Seabird species (2010 IUCN Red List category)	Invasive alien species (see Note 1)	Comments and other taxa that would benefit
France	Clipperton Island	Boobies & other ground-nesters	Black Rat	Other seabirds
	Marquesas Islands: Fatu Hiva	Phoenix Petrel (EN) White-throated Storm-petrel (EN)	Pig, Goat	
	Marquesas Islands: Motu Oa Hatu iti	Phoenix Petrel (EN) White-throated Storm-petrel (EN)	Pacific Rat	Other seabirds
	Marquesas Islands: Mohotani	Phoenix Petrel (EN) White-throated Storm-petrel (EN)	Pacific Rat, Black Rat	
	Gambier Islands: Motu Teiku	White-throated Storm-petrel (EN)	?	Shearwater spp.; other seabirds
	Gambier Islands: Manui, Makaroa, Kamaka	White-throated Storm-petrel (EN)	Goat, Pacific Rat, European Rabbit	Shearwater spp.; eradications planned for 2012
French Southern Territories	Amsterdam and St Paul Islands: Ile Amsterdam	Amsterdam Albatross (CR) Indian Yellow-nosed Albatross (EN)	Cat, Cattle, House Mouse, Brown Rat	Cattle eradication completed 2011
	Crozet Islands: Ile aux Cochons	White-chinned Petrel (VU)	Cat	Recolonisation of larger petrels
	Crozet Islands: Ile de la Possession	White-chinned Petrel (VU)	Black Rat	Many other petrel species
	Kerguelen Islands: Grand Terre	White-chinned Petrel (VU)	Cat, Reindeer, House Mouse, Black Rat, European Rabbit	Many other petrel species
	Kerguelen Islands: Ile Longue	White-chinned Petrel (VU)	Sheep, Black Rat	Many other petrel species

Table 3. Continued.

Country	Island group: Island	Seabird species (2010 IUCN Red List category)	Invasive alien species (see Note 1)	Comments and other taxa that would benefit
Japan	(Kyushu): Eboshi-jima	Japanese Murrelet (VU)	Black Rat	Eradication in 2008 unsuccessful
	(Kyushu): Koya-jima	Japanese Murrelet (VU)	Rat spp.	
	Muko-jima	Seabirds	Black Rat	
	Muko-jima: Makotorishima	Seabirds	Black Rat	Tristram's Storm-petrel (NT); 2008 rat eradication unsuccessful
	Izu Islands: Torishima	Japanese Murrelet (VU)	Black Rat?	Tristram's Storm-petrel (NT); other seabirds
Republic of Kiribati	Izu Islands: Onbase-jima	Japanese Murrelet (VU)	Black Rat	Other seabirds
	Izu Islands: Mikura-jima	Japanese Murrelet (VU)	Black Rat	
	Kiribati Line Islands: Kiritimati	Phoenix Petrel (EN) White-throated Storm petrel (EN)	Cat, Pig, Pacific Rat	
	Birnie	White-throated Storm-petrel (EN)	Cat, Pig, Pacific Rat	Other seabirds
Mexico	Baja California: Guadalupe	Guadalupe Storm-petrel (CR(PE)) Xantus' Murrelet (VU)	Cat, Dog, House Mouse	Goats eradicated c. 2009
	Baja California: Coronado Sur	Ashy Storm-petrel (EN)	House Mouse	Goats eradicated 1999
	Baja California: Los Coronados	Craveri's Murrelet (VU)	Goat?	Other seabirds. Cats eradicated 1999
	Revillagigedo Islands: Socorro	Townsend's Shearwater (CR)	Cat, House Mouse	Sheep final eradication in progress 2010
New Caledonia	Walpole	White-throated Storm-petrel (EN)	Pacific Rat	

Table 3. Continued.

Country	Island group: Island	Seabird species (2010 IUCN Red List category)	Invasive alien species (see Note 1)	Comments and other taxa that would benefit
New Zealand	Little Barrier	Cook's Petrel (VU)	Pacific Rat	Successful eradication confirmed 2006-2010
	Chatham Islands: Pitt Island	Pitt Island Shag (EN) Chatham Island Shag (CR)	Weka, Cat, Pig	Chatham Petrel (EN) formerly bred. Chatham Island Shag breeds on offshore stacks (e.g. European Rabbit, Kokepa)
	Kermadec Islands: Raoul Island	Kermadec Petrel (LC)	Pacific Rat, Brown Rat	Successful eradication of cats, rats confirmed 2006-2010
	Kermadec Islands: Macauley Island	Kermadec Petrel (LC)	Pacific Rat	Success of recent (2006) eradication to be confirmed (2011)
Peru	San Gallan La Vieja Lobos de Tierra	Peruvian Diving-petrel (EN) Peruvian Diving-petrel (EN) Humboldt Penguin (VU)	Dog, Goat, Rat spp. House Mouse Cat	Peruvian Diving-petrel (EN) formerly bred. Boobies & other seabirds
Portugal Puerto Rico	Madeira Desecheo Island	Zino's (Madeira) Petrel (EN) Boobies, terns	Cat, Pig, Goat, Black Rat Black Rat, Rhesus Macaque	Goats recently eradicated. Rhesus Macaque eradication underway
Spain	Balearic Islands (see Note 3): Cabrera	Balearic Shearwater (CR)	House Mouse, Black Rat	Check on eradication success at three colony sites needed
	Balearic Islands (see Note 3): Eivissa	Balearic Shearwater (CR)	Cat?, Dog?, Black Rat	Cat and dog presence from old references
	Balearic Islands (see Note 3): Formentera	Balearic Shearwater (CR)	Cat, Garden Dormouse, Black Rat	

Table 3. Continued.

Country	Island group: Island	Seabird species (2010 IUCN Red List category)	Invasive alien species (see Note 1)	Comments and other taxa that would benefit
United Kingdom Overseas Territory	Balearic Islands (see Note 3): Mallorca	Balearic Shearwater (CR)	House Mouse, Black Rat	Check on eradication success at Dragonera and Malgrats needed
	Balearic Islands (see Note 3): Menorca	Balearic Shearwater (CR)	Cat, Pine Marten, Garden Dormouse, House Mouse, Black Rat	
	Pitcairn Islands: Henderson	Henderson Petrel (EN)	Pacific Rat	Other <i>Pterodroma</i> petrels; endemic landbirds. Eradication undertaken 2011
	Pitcairn Islands: Oeno South Georgia (Islas Georgias del Sur)	Phoenix Petrel (EN) White-chinned Petrel (VU)	Pacific Rat Reindeer, House Mouse, Brown Rat	Cats removed 1997 Other seabirds: endemic landbirds. Rodent eradication commenced 2011
	St Helena, Ascension and Tristan da Cunha: Gough Island	Tristan Albatross (CR) Atlantic Petrel (EN)	House Mouse	Grey Petrel (NT), other seabirds, endemic landbirds, exceptional endemic invertebrate diversity
St Helena etc: Tristan da Cunha (main island)	Atlantic Petrel (EN) Atlantic Yellow-nosed Albatross (EN)	House Mouse, Black Rat	Other seabirds, especially recolonizing burrowing petrels	

Table 3. Continued.

Country	Island group: Island	Seabird species (2010 IUCN Red List category)	Invasive alien species (see Note 1)	Comments and other taxa that would benefit
USA	Farallon Islands: South-east Farallon	Ashy Storm-petrel (EN)	House Mouse	
	Alaska: Aleutian Islands	Ancient Murrelet (LC) Cassin's Auklet (LC) Crested Auklet (LC) Least Auklet (LC)	Arctic Fox, Red Fox, Rat spp.	
	California Channel Islands	Xantus's Murrelet (VU) Craveri's Murrelet (VU)	Cat, Rat spp.	Other seabirds. Rats eradicated from Anacapa in 2002, cats from San Nicolas in 2010
	Northern Line Islands: Palmyra	Boobies & other ground-nesters	Rat spp.	Eradication planned

Note 1. Cat, Pig, Goat, Reindeer, Dog, Donkey, Cattle refer to feral animals. Scientific names: House Mouse *Mus musculus*; Black Rat *Rattus rattus*; European Rabbit *Oryctolagus cuniculus*; Masked Owl *Tyto novaehollandiae*; Feral cat *Felis catus*; Feral pig *Sus domesticus*; Feral goat *Capra hircus*, Pacific Rat *Rattus exulans*; Feral reindeer *Rangifer tarandus*; Brown Rat *Rattus norvegicus*; Northern Raccoon *Procyon lotor*; Feral dog *Canis familiaris*; Southern Coati *Nasua nasua*; Lesser Rice-field Rat *Rattus losea*; Donkey = Feral donkey *Equus asinus*; Feral cattle *Bos taurus*; Weka *Gallirallus australis*; Rhesus Macaque *Macaca mulatta*; Garden Dormouse *Eliomys quercinus*; Pine Marten *Martes martes*; Arctic Fox *Alopex lagopus*; Red Fox *Vulpes vulpes*

Note 2. See Lord Howe Board (2009).

Note 3. Additional colony-specific details made available from Conselleria de Medi Ambient, Govern de les Illes Balears via P. Arcos and M. McMinn (*in litt.*, 2011).

similar lists for other taxa in order to derive conservation-related priorities, implementation of successful eradications still remains challenging, especially from islands with resident human populations (Oppel *et al.* 2011). In these circumstances the biological priorities rapidly become subordinate to the socio-economic and political (including land tenure) realities, at least in terms of building the support from stakeholder partnerships that will be essential for any eradication implementation to be feasible or successful. Implementation of appropriate bio-security procedures, especially following successful eradications, is also a top priority.

Seabird bycatch

This issue has only been apparent for about two decades (Brothers 1991, Croxall 2008). Nevertheless, seabird bycatch is the most pervasive and immediate threat to many albatross and petrel species in both coastal waters and on the High Seas. The problem is largely being tackled in four complementary ways. These involve: a) using long-term demographic studies of relevant seabird species, linked to observational and recovery data to identify the cause of population declines (e.g. Croxall *et al.* 1998, Tuck *et al.* 2004, Poncet *et al.* 2006); b) risk assessments, based on spatio-temporal overlap between seabird species susceptible to bycatch and effort data for fisheries likely to catch them (e.g. Waugh *et al.* 2008; Filippi *et al.* 2010; Tuck *et al.* in press); c) working with multinational and international bodies (e.g. FAO and RFMOs) to develop and implement appropriate regulations for the use of best-practice techniques to reduce or eliminate seabird bycatch (see below) and; d) working with fishers (and national fishery organisations) to assist cost-effective implementation of these mitigation techniques (see below). In terms of point b), the use of modern data on seabird distribution, derived from remote-recording studies (satellite tracking and geolocators) has been essential, with the BirdLife Global Procellariiform Tracking Database (BirdLife International 2004) being a crucial tool for identifying actual and potential bycatch 'hotspots' in coastal waters and on the High Seas.

In relation to point c), the most important organisations include the Food and Agriculture Organisation of the United Nations (FAO; particularly for best-practice advice for addressing bycatch within the context of implementation of the FAO International Plan of Action for Reducing Incidental Catch of Seabirds in Longline Fisheries - see www.fao.org/fishery/ipoa-seabirds/npoa/er) and ACAP (whose Seabird Bycatch Working Group has rapidly become a leading forum for technical advice on the implementation of specific mitigation measures to eliminate seabird bycatch, further developing the pioneering work of the Working Group on Incidental Mortality Associated with Fishing of the Convention for the Conservation of Antarctic Marine Living Resources (CCAMLR)).

However, despite attempts to reduce the level of seabird bycatch by some tuna RFMOs, the extent of implementation of effective measures remains largely inadequate. The following measures are required to improve fishery performance and reduce seabird bycatch in all RFMOs, especially those involved in management of tuna and related species: a) universal adoption and implementation of best-practice scientific advice on mitigation measures to reduce seabird bycatch; b) improved data collection through at-sea observer programmes; and c) full use of appropriate monitoring, surveillance and compliance measures. Whereas in 2004 none of the five tuna RFMOs had enacted seabird bycatch conservation measures, by 2010 four of the five had at least one such measure in place. So, while much improved implementation is still needed to reduce and document seabird bycatch levels, there has been some progress in recent years towards better management of key fisheries in respect of non-target species.

At the practical level (and in terms of point d) above), BirdLife International's Albatross Task Force (ATF), the world's first international team of bycatch mitigation instructors, was established in 2006 to meet an urgent need for skilled practitioners to work at the 'grassroots level' with fishers on-shore and at-sea to reduce seabird bycatch to negligible levels. The ATF currently works in seven countries in South America and southern Africa and has demonstrated in South Africa and Chile that bycatch reductions of > 80% can be achieved in pelagic longline and trawl fisheries with the adoption of cost-effective bycatch mitigation measures (BirdLife

Global Seabird Programme 2010). The ATF is actively involved in the development and at-sea trialling of new mitigation measures that when exported to and adopted by RFMO fisheries have the potential to make major contributions to reducing seabird bycatch in coastal and High Seas pelagic longline fisheries.

Other actions

Most of the other actions necessary to protect seabirds are considerably more difficult, either practically or politically, to achieve. Thus, implementation of ecosystem approaches to fishery management is still entirely inadequate, especially in fisheries whose target species are over-exploited or fully exploited; similarly, significant reduction/elimination of seabird mortality due to hydrocarbon pollution requires continuing, coordinated national and international action to achieve anything resembling best-practice regulation and management, even in territorial waters. Coastal habitats, both on land and at sea are under threat as never before. Accelerating development, both industrial and recreational (and including energy generation and aquaculture), combined with growing and ubiquitous chronic pollution (oil, pesticides, etc), the acute impacts of ever more frequent environmental accidents and, in many areas, increasing depredations for human sustenance, are putting many populations and species of seabird at increasing risk. Where effective protection of breeding and feeding sites can be achieved, hope remains; in many places, however, where seabirds breed or feed on and close to coasts accessible to humans, the prognosis appears bleak.

In addition to some of the above initiatives, which are operating at the scale of entire islands and/or habitats – and therefore usually addressing simultaneously threats to several seabird species – effective progress may often be achieved and coordinated through developing and implementing appropriate Species Actions Plans. At least 87 seabird species (25% of the total and 43% of all globally threatened species) have had recent action/recovery plans (or their close equivalents) developed (Table 4).

Research priorities

The main research actions recommended (from the BirdLife World Bird Database, based on a review of the conservation literature and expert opinion) as a basis for, or complement to, conservation action are summarised in Figure 11. While recognising that these data would benefit greatly from further expert scrutiny and evaluation, particularly to ensure consistent treatment between areas and species, four generalisations are feasible.

First, it is self-evident that to understand the trends in seabird populations and species, whether on national, regional or global bases, more and better coordinated monitoring is badly needed, as a minimum to permit evaluation of population size and trends for as many species as possible, particularly those already in adverse conservation status. All existing data should be collated, standardised where feasible and made widely and freely available.

Second, for a number of species, the threats they face need to be identified or much better understood before any remedial action is feasible. Thus causes of decline for species like Steller's Eider *Polysticta stelleri*, Kittlitz's Murrelet *Brachyramphus brevirostris*, Northern and Southern Rockhopper Penguins *Eudyptes moseleyi* and *E. chrysocome* and Sooty Shearwater *Puffinus griseus*, are little understood, nor are the threats facing many poorly known species, such as numerous storm-petrel species and Ivory Gull *Pagophila eburnea*. In more specific cases, the magnitude of threat from invasive alien predators needs assessing for species like Phoenix and Tahiti Petrels *Pterodroma alba* and *Pseudobulweria rostrata* (generally in the Pacific), Magenta Petrel *Pterodroma magentae* (Chatham Islands), Gould's Petrel *P. brevipes* (New Caledonia), Grey Petrel *Procellaria cinerea* (Gough Island), Heinroth's Shearwater *Puffinus heinrothi* (Solomon Islands) and doubtless many others.

Table 4. Global or regional Species Action Plans (or close equivalents) for seabirds. (Note that this list does not include brief outline plans, such as those for all Australian birds in Garnett and Crowley (2000) nor more generic national plans, such as Environment Australia (2001). Red List category abbreviations follow Table 3).

Species	2010 IUCN Red List category	Scope	Reference
Steller's Eider <i>Polysticta stelleri</i>	VU	Europe/USA	Pihl (2001), USFWS (2002)
Common Eider <i>Somateria mollissima</i>	LC	Circumpolar	CAFF (1997)
Common Eider <i>Somateria mollissima</i>	LC	Regional	USFWS (2006)
King Eider <i>Somateria spectabilis</i>	LC	Regional	CAFF (1997)
Spectacled Eider <i>Somateria fischeri</i>	LC	Global	CAFF (1997), USFWS (2009)
White-winged Scoter <i>Melanitta fusca</i>	LC	Regional	Jensen and Lutz (2007)
Southern Rockhopper Penguin <i>Eudyptes chrysocome</i>	VU	Global	BirdLife International (2010d)
Northern Rockhopper Penguin <i>Eudyptes moseleyi</i>	EN	Global	BirdLife International (2010d)
Fiordland Penguin <i>Eudyptes pachyrhynchus</i>	VU	Global	Taylor (2000)
Snares Penguin <i>Eudyptes robustus</i>	VU	Global	Taylor (2000)
Erect-crested Penguin <i>Eudyptes sclateri</i>	EN	Global	Taylor (2000)
Yellow-eyed Penguin <i>Megadyptes antipodes</i>	EN	Global	Taylor (2000)
Little Penguin <i>Eudyptula minor</i>	LC	Regional	Taylor (2000)
Waved Albatross <i>Phoebastria irrorata</i>	CR	Global	ACAP (2008)
Short-tailed Albatross <i>Phoebastria albatrus</i>	VU	Global	EAJ (1993), USFWS (2008)
Black-footed Albatross <i>Phoebastria nigripes</i>	EN	Global	Naughton et al. (2007)
Laysan Albatross <i>Phoebastria immutabilis</i>	NT	Global	Naughton et al. (2007)
Antipodean Albatross <i>Diomedea antipodensis</i>	VU	Global	Taylor (2000)
Amsterdam Albatross <i>Diomedea amsterdamensis</i>	CR	Global	Government of France (2011)
Northern Royal Albatross <i>Diomedea sanfordi</i>	EN	Global	Taylor (2000)
Southern Royal Albatross <i>Diomedea epomophora</i>	VU	Global	Taylor (2000)
Light-mantled Albatross <i>Phoebastria palpebrata</i>	NT	Regional	Taylor (2000)
Campbell Albatross <i>Thalassarche impavida</i>	VU	Global	Taylor (2000)
White-capped Albatross <i>Thalassarche steadi</i>	NT	Global	Taylor (2000)
Chatham Albatross <i>Thalassarche eremita</i>	CR	Global	Taylor (2000)
Salvin's Albatross <i>Thalassarche salvini</i>	VU	Global	Taylor (2000)
Grey-headed Albatross <i>Thalassarche chrysostoma</i>	VU	Regional	Taylor (2000)
Buller's Albatross <i>Thalassarche bulleri</i>	NT	Global	Taylor (2000)
Northern Giant-petrel <i>Macronectes halli</i>	LC	Regional	Taylor (2000)
Broad-billed Prion <i>Pachyptila vittata</i>	LC	Regional	Taylor (2000)
Fairy Prion <i>Pachyptila turtur</i>	LC	Regional	Taylor (2000)
Fulmar Prion <i>Pachyptila crassirostris</i>	LC	Regional	Taylor (2000)
Barau's Petrel <i>Pterodroma baraui</i>	EN	Global	Salamolard (2008)
Trindade Petrel <i>Pterodroma arminjoniana</i>	VU	Global	Neves et al. (2006)
Kermadec Petrel <i>Pterodroma neglecta</i>	LC	Regional	Taylor (2000)
Hawaiian Petrel <i>Pterodroma sandwichensis</i>	VU	Global	Note 1
Fea's Petrel <i>Pterodroma feae</i>	NT	Global	Heredia et al. (1996), Zino et al. (1996) (Note 2)
Zino's Petrel <i>Pterodroma madeira</i>	EN	Global	Heredia et al. (1996), Zino et al. (1995)
White-headed Petrel <i>Pterodroma lessonii</i>	LC	Regional	Taylor (2000)
Magenta Petrel <i>Pterodroma magentae</i>	CR	Global	Taylor (2000)
Great-winged Petrel <i>Pterodroma macroptera</i>	LC	Regional	Taylor (2000)
Mottled Petrel <i>Pterodroma inexpectata</i>	NT	Global	Taylor (2000)
Pycroft's Petrel <i>Pterodroma pycrofti</i>	VU	Global	Taylor (2000)
Cook's Petrel <i>Pterodroma cookii</i>	VU	Global	Taylor (2000)
White-necked Petrel <i>Pterodroma cervicalis</i>	VU	Global	Taylor (2000)
Black-winged Petrel <i>Pterodroma nigripennis</i>	LC	Regional	Taylor (2000)

Table 4. Continued.

Species	2010 IUCN Red List category	Scope	Reference
Chatham Petrel <i>Pterodroma axillaris</i>	EN	Global	Taylor (2000)
White-chinned Petrel <i>Procellaria aequinoctialis</i>	VU	Regional	Taylor (2000)
Westland Petrel <i>Procellaria westlandica</i>	VU	Global	Taylor (2000)
Parkinson's Petrel <i>Procellaria parkinsoni</i>	VU	Global	Taylor (2000)
Grey Petrel <i>Procellaria cinerea</i>	NT	Regional	Taylor (2000)
Buller's Shearwater <i>Puffinus bulleri</i>	VU	Global	Taylor (2000)
Flesh-footed Shearwater <i>Puffinus carneipes</i>	LC	Regional	Taylor (2000)
Pink-footed Shearwater <i>Puffinus creatopus</i>	VU	Global	CEC (2005), Saez and Hodum (2007)
Sooty Shearwater <i>Puffinus griseus</i>	NT	Regional	Taylor (2000)
Balearic Shearwater <i>Puffinus mauretanicus</i>	CR	Global	Aguilar (1999), BirdLife International (2002), Arcos (2011)
Newell's Shearwater <i>Puffinus newelli</i>	EN	Global	Note 1
Fluttering Shearwater <i>Puffinus gavia</i>	LC	Global	Taylor (2000)
Hutton's Shearwater <i>Puffinus huttoni</i>	EN	Global	Taylor (2000), DoC (2006)
Little Shearwater <i>Puffinus assimilis</i>	LC	Regional	Taylor (2000)
Grey-backed Storm-petrel <i>Garrodia nereis</i>	LC	Regional	Taylor (2000)
White-faced Storm-petrel <i>Pelagodroma marina</i>	LC	Regional	Taylor (2000)
White-bellied Storm-petrel <i>Fregetta grallaria</i>	LC	Regional	Taylor (2000)
European Storm-petrel <i>Hydrobates pelagicus</i>	LC	Regional	Newbery <i>et al.</i> (1998)
Common Diving-petrel <i>Pelecanoides urinatrix</i>	LC	Regional	Taylor (2000)
Red-necked Grebe <i>Podiceps grisegena</i>	LC	Global	O'Donnel and Fjeldså (1997)
Great Crested Grebe <i>Podiceps cristatus</i>	LC	Global	O'Donnel and Fjeldså (1997)
Horned Grebe <i>Podiceps auritus</i>	LC	Global	O'Donnel and Fjeldså (1997)
Black-necked Grebe <i>Podiceps nigricollis</i>	LC	Global	O'Donnel and Fjeldså (1997)
Australasian Gannet <i>Morus serrator</i>	LC	Regional	Taylor (2000)
Large Pied Cormorant <i>Phalacrocorax varius</i>	LC	Regional	Taylor (2000)
Campbell Island Shag <i>Phalacrocorax campbelli</i>	VU	Global	Taylor (2000)
New Zealand King Shag <i>Phalacrocorax carunculatus</i>	VU	Global	Taylor (2000)
Stewart Island Shag <i>Phalacrocorax chalconotus</i>	VU	Global	Taylor (2000)
Chatham Islands Shag <i>Phalacrocorax onslowi</i>	CR	Global	Taylor (2000)
Auckland Islands Shag <i>Phalacrocorax colensoi</i>	VU	Global	Taylor (2000)
Bounty Islands Shag <i>Phalacrocorax ranfurlyi</i>	VU	Global	Taylor (2000)
Pitt Island Shag <i>Phalacrocorax featherstoni</i>	EN	Global	Taylor (2000)
European Shag <i>Phalacrocorax aristotelis</i>	LC	Regional	Aguilar and Fernández (1999), Gallo-Orsi (2003)
Spotted Shag <i>Phalacrocorax punctatus</i>	LC	Global	Taylor (2000)
Audouin's Gull <i>Larus audouinii</i>	NT	Global	Lambertini (1996), Heredia <i>et al.</i> (1996), Gallo-Orsi (2003)
Red-billed Gull <i>Larus scopulinus</i>	LC	Global	Taylor (2000)
Black-billed Gull <i>Larus bulleri</i>	EN	Global	Taylor (2000)
Roseate Tern <i>Sterna dougallii</i>	LC	Regional	Newbery (1999)
Black-fronted Tern <i>Sterna albobrostrata</i>	EN	Global	Taylor (2000)
Common Guillemot <i>Uria aalge</i>	LC	Circumpolar	CAFF (1996)
Thick-billed Guillemot <i>Uria lomvia</i>	LC	Circumpolar	CAFF (1996)
Kittlitz's Murrelet <i>Brachyramphus brevirostris</i>	CR	Global	Balogh (2009)

Notes

1. The Action Plan for Newell's Shearwater and Hawaiian Petrel is in preparation by a group of biologists at the State of Hawaii Division of Forestry and Wildlife (DOFAW) and the U.S. Fish and Wildlife Service (H. Freifeld and N. Holmes *in litt.* 2011)
2. Revised and updated at <http://www.birdlifeforums.org/WebX/.2cba72of>

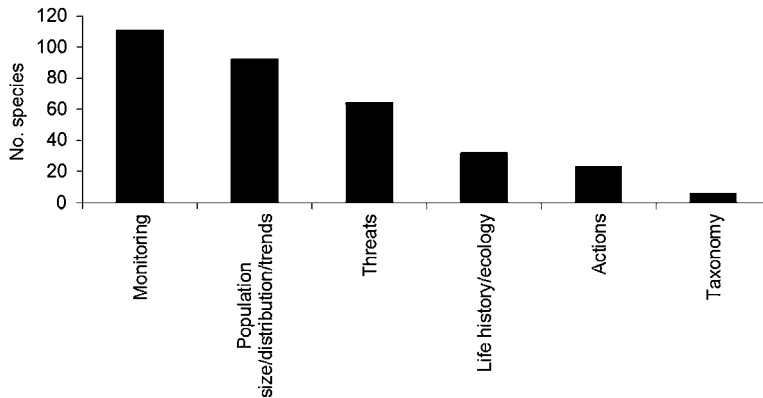


Figure 11. Priority research topics for threatened, Near Threatened and Data Deficient seabirds.

The impact of light pollution is a particular concern for Gould's Petrel *Pterodroma leucoptera* (in New Caledonia), Barau's and Mascarene Petrels *P. barauii* and *Pseudobulweria aterrima* (Reunion), Newell's Shearwater *Puffinus newelli* (Hawaii) and Ashy Storm-petrel *Oceanodroma homochroa* and may need investigating for a number of other species. Fisheries interactions are deemed potentially important to investigate for a wide range of species, but particularly so for some cormorant species in pot fisheries (e.g. Chatham Islands Shag *Phalacrocorax onslowi*) and for many species in gillnet fisheries, especially alcid and murrelets (notably Kittlitz's, Xantus's *Synthliboramphus hypoleuca*, Craveri's *S. craveri* and Japanese *S. wumizusume*) and several *Spheniscus* penguin species. Assessing the impact of direct exploitation by humans is a particular concern for tropical seabird species generally, especially at the few remaining major multi-species colonies in South-east Asia, as well as wherever inshore artisanal fisheries are being undertaken.

Third, for other species, the priority is a better understanding of aspects of life history, distribution and ecology in order to understand their potential vulnerability to particular threats. This is particularly mentioned in respect of demographic studies for species like Northern and Southern Rockhopper Penguins, several *Pterodroma* petrels and Newell's Shearwater and for relatively unstudied restricted-range species like Black-faced Cormorant *Phalacrocorax fuscescens* and Kerguelen Tern *Sterna virgata*. Better knowledge of foraging distribution is required for many species, especially those susceptible to bycatch but also for boobies (especially Abbott's Booby *Papasula abbotti*) and frigatebirds, as well as most *Pterodroma* petrels. Studies outside the breeding season, particularly of long-distance migrants and of juveniles of almost all species, are of particular importance.

Fourth, for some species groups, modern taxonomic and genetic research is vital to understand the nature of gene flow between populations and the influence this may have on taxonomic ranking and on consequent conservation action. Particular candidates for such work are the species complexes involving Little and Audubon's Shearwaters, *Puffinus assimilis* and *P. lherminieri*, Collared and Gould's Petrels *Pterodroma brevipes* and *P. leucoptera*, Trindade and Herald Petrels *Pterodroma arminjoniana* and *P. heraldica*, *Fregatta* storm-petrels and the *Leucocarbo* group of Southern Hemisphere cormorants.

Finally, for a very few seabird species, their breeding colonies still remain to be discovered. Prime examples are New Zealand Storm-petrel *Oceanites maorianus*, Fiji Petrel *Pseudobulweria macgillivrayi* and Ringed Storm-petrel *Oceanodroma hornbyi*.

Overall, some of the more wide-ranging and important needs for research and associated activities relate to assessing the severity of the threat and the status of seabird species potentially at high risk because of: a) predation from invasive alien species; b) direct exploitation by humans; and c) direct and indirect impact of artisanal fishing practices, particularly gillnets.

In many cases, appropriate action plans may need developing, but most outcomes should be directly linkable to actions already being undertaken as part of the three major ongoing activities: site protection, invasive alien species eradication and bycatch mitigation.

In addition, enhanced research is desirable on the potential effects on seabirds of:

- a) acute mortality events, including those caused by pollution and harmful algal blooms;
- b) aquaculture. This is possibly a lower priority for seabirds than for other, less mobile, marine taxa;
- c) energy generation in coastal and offshore marine habitats. There is much work to be done, drawing on and generalising from existing experience to inform marine spatial planning, not least in areas where seabird research is less well advanced and coastal development is accelerating;
- d) climate change. The main priority is to identify the seabird species and populations that are likely to be most susceptible to sea level rise, as this may have immediate relevance to existing and developing plans for management actions in relation to protected areas, alien invasive species eradications and translocations (e.g. Bermuda Petrel). In respect of potential changes in ocean dynamics, which may have substantial effects on seabird populations worldwide, one perspective is that if we do not act effectively now to counter all the other threats confronting seabirds, many populations will not be around by the time these changes come into effect! Nevertheless, understanding the seabird communities, species and populations most likely at risk from major shifts in ocean conditions might assist in developing management actions for those that we have some prospect of saving and sustaining. This should include research on impacts of ecosystem-level changes that alter predator-prey and competitive interactions between species.

Conclusions

To address the multiplicity of problems confronting the global ocean and the seabirds dependent on it – which are amongst the most visible and iconic of its inhabitants (as well as the best studied) – will require concerted endeavour at all levels from research to policy, complemented by the exceptional effort needed to implement actions to address the conservation and management priorities. For the global seabird community, it is imperative to share and combine resources, data and expertise more effectively. In particular: 1) a high priority is to develop effective intercommunication networks between existing databases to underpin a range of conservation and management objectives. Particular goals should include: a) creating a World Seabird Colony Register (which would complement the BirdLife IBA database); b) developing interoperable databases for seabird monitoring studies, permitting instantaneous overviews of status and productivity at sites worldwide; c) linking seabird at-sea distribution data from remote tracking and at-sea surveys; and d) establishing a new database for seabird mortality events (whether of unknown cause or due to e.g. oil pollution or harmful algal blooms); 2) all available data on seabird distribution need to contribute to the identification of candidate sites for marine protected areas (and for best-practice marine-managed areas) both within national EEZs and especially on the High Seas. Ensuring that sites/areas for seabirds are well represented within proposed candidate EBSAs under the Convention on Biological Diversity will be vital; 3) improved access to information on habitat restoration, especially for seabird islands, including developing an agreed register of priority sites for eradication of alien invasive species, together with advice on best-practice techniques is urgently needed; and 4) enhanced worldwide collaboration is needed to address seabird-fishery interactions, especially bycatch, noting the likelihood of increasing problems from gillnet bycatch and from commercial exploitation of forage fish (anchovies, krill, etc.).

Even if we are unable to deliver all of this, we probably already know enough to: a) to implement the research and conservation priorities already identified; b) scope the data gaps that are priorities for addressing tomorrow's challenges; c) establish mechanisms for advocating and

resourcing the implementation of these priorities; and d) ensure that seabirds are thoroughly linked to the other main initiatives seeking to understand better the dynamics of the ocean and to conserve (and manage sustainably where appropriate) its biodiversity.

In many cases, seabirds will be exemplary models, as well as flagships, for such endeavours. If we cannot generate the commitment and momentum to establish new levels and orders of collaborative interaction on behalf of seabirds and oceans, then we can only expect to watch their destruction from the sidelines.

Supplementary Material

The online supplementary materials for this article can be found at www.journals.cambridge.org/bci

Acknowledgements

We are grateful to the thousands of individuals and organisations, in particular the BirdLife Partners, who contribute to BirdLife's Red List assessments and documentation of the status of seabirds and/or to the identification, monitoring and conservation of IBAs for seabirds. We thank the many colleagues who provided comments on our text or on the data on which it is based. A draft of the paper was circulated to all 800 attendees at the World Seabird Conference; we are most grateful for the many responses (too many to acknowledge individually) and particularly appreciate the thorough reviews by Jez Bird, Ian Nisbet, Richard Phillips and Cleo Small. In respect of alien invasive species we are much indebted to researchers at the University of California, Santa Cruz (Don Croll, Erin McCreless, Kelly Newton, Dena Spatz, Bernie Tershy) and Island Conservation (Karl Campbell, Nick Holmes) whose input, especially to the table of sites, was invaluable. For additional comments we thank also Steve Creswell, Esteban Frere, Peter Hodum, Guillermo Luna, Thierry Micol, Steffen Oppel, Ivan Ramirez, Mayumi Sato, Alejandro Simeone, Clare Stringer, Ross Wanless and Carlos Zavalaga. We also thank Jörn Scharleman for help with preparation of Figure 7, Sue Patterson for assistance throughout the development of the paper and Rory McCann for help with data compilation. We are most grateful to the reviewers of the final draft and to Peter Ryan for extensive editorial comment and advice.

References

- ACAP (2008) *Plan of action for the Waved Albatross*. Hobart, Australia: Agreement for the Conservation of Albatrosses and Petrels (AC4 Doc. 50 Rev. 4).
- Aguilar, J. S. (1999) *Species action plan for the Balearic Shearwater Puffinus mauretanicus in Europe*. Prepared by BirdLife International on behalf of the European Commission.
- Aguilar, J. S. and Fernández, G. (1999) *Species action plan for the Mediterranean Shag Phalacrocorax aristotelis desmarestii in Europe*. Prepared by BirdLife International on behalf of the European Commission.
- Angel, A., Wanless, R. M. and Cooper, J. (2009) Review of impacts of the introduced house mouse on islands in the Southern Ocean: are mice equivalent to rats? *Biol. Invasions* 11: 1743–1754.
- Arcos, J. M. (2011) *International species action plan for the Balearic Shearwater Puffinus mauretanicus*. SEO/BirdLife and BirdLife International.
- Balogh, G. (2009) *Draft spotlight species action plan for Kittlitz's Murrelet*. Anchorage, Alaska: US Fish and Wildlife Service.
- BirdLife Global Seabird Programme (2010) *Albatross Task Force annual report 2009*. Sandy, Beds: Royal Society for the Protection of Birds.
- BirdLife International (2002) *Action plan for the Balearic Shearwater (Puffinus mauretanicus) in Europe*. Strasbourg: Convention on the Conservation of European Wildlife and Natural Habitats.
- BirdLife International (2004) *Tracking ocean wanderers: the global distribution of albatrosses and petrels. Results from the Global*

- Procellariiform tracking workshop, 1–5 September, 2003, Gordon's Bay, South Africa.* Cambridge, UK: BirdLife International.
- BirdLife International (2010a) *The BirdLife checklist of the birds of the world, with conservation status and taxonomic sources.* Version 3. Available at: http://www.birdlife.info/docs/SpC Checklist/Checklist_v3_June10.zip.
- BirdLife International (2010b) *Threats, stresses and impacts.* Available at: <http://www.birdlife.org/datazone/species/terms/threats.html>.
- BirdLife International (2010c) Marine IBAs in the European Union (version 1.0, May 2010). Brussels, Belgium: BirdLife International.
- BirdLife International (2010d) *Rockhopper Penguins: a plan for research and conservation action to investigate and address population changes.* Proceedings of an international workshop, Edinburgh, 3–5 June 2008. Cambridge, UK: BirdLife International.
- BirdLife International (2010e). Marine Important Bird Areas toolkit: standardised techniques for identifying priority sites for the conservation of seabirds at sea. BirdLife International, Cambridge UK. Version 1.2: February 2011 <http://www.birdlife.org/eu/pdfs/Marinetoolkitnew.pdf>.
- BirdLife International (2011) *State of the world's birds.* Available at: <http://www.birdlife.org/datazone/sowb/introduction/INTRO3>.
- Boyd, I. L., Wanless, S. and Camphuysen, K., eds. (2006) *Top predators in marine ecosystems: their role in monitoring and management.* Cambridge, UK: Cambridge University Press.
- Brothers, N. (1991) Albatross mortality and associated bait loss in the Japanese longline fishery in the Southern Ocean. *Biol. Conserv.* 55: 255–268.
- Butchart, S. H. M. and Bird, J. (2009) Data Deficient birds on the IUCN Red List: what don't we know? *Biol. Conserv.* 143: 239–247.
- Butchart, S. H. M., Stattersfield, A. J., Bennun, L. A., Shutes, S. M., Akçakaya, H. R., Baillie, J. E. M., Stuart, S. N., Hilton-Taylor, C. and Mace, G. M. (2004) Measuring global trends in the status of biodiversity: Red List Indices for birds. *Public Lib. Sci. Biol.* 2: 2294–2304.
- Butchart, S. H. M., Stattersfield, A. J. and Brooks, T. M. (2006) Going or gone: defining 'Possibly Extinct' species to give a truer picture of recent extinctions. *Bull. Brit. Orn. Club* 126A: 7–24.
- Butchart, S. H., Resit Akçakaya, H., Chanson, J., Baillie, J. E., Collen, B., Quader, S., Turner, W. R., Amin, R., Stuart, S. N. and Hilton-Taylor, C. (2007) Improvements to the Red List Index. *PLoS ONE* 2(1): e140.
- Butchart, S. H. M., Walpole, M., Collen, B., van Strien, A., Scharlemann, J. P. W., Almond, R. E. E., Baillie, J. E. M., Bomhard, B., Brown, C., Bruno, J., Carpenter, K. E., Carr, G. M., Chanson, J., Chenery, A. M., Csirke, J., Davidson, N. C., Dentener, F., Foster, M., Galli, A., Galloway, J. N., Genovesi, P., Gregory, R. D., Hockings, M., Kapos, V., Lamarque, J.-F., Leverington, F., Loh, J., McGeoch, M. A., McRae, L., Minasyan, A., Morcillo, M. H., Oldfield, T. E. E., Pauly, D., Quader, S., Revenga, C., Sauer, J. R., Skolnik, B., Spear, D., Stanwell-Smith, D., Stuart, S. N., Symes, A., Tierney, M., Tyrrell, T. D., Vié, J. C. and Watson, R. (2010) Global biodiversity: indicators of recent declines. *Science* 328: 1164–1168.
- CAFF Circumpolar Seabird Working Group (1996) *International murre conservation strategy and action plan.* Akureyri, Iceland: CAFF International Secretariat.
- CAFF Circumpolar Seabird Working Group (1997) *Circumpolar eider conservation strategy and action plan.* Akureyri, Iceland: CAFF International Secretariat.
- CEC (2005) *North American conservation action plan. Pink-footed Shearwater Puffinus creatopus.* Montreal, Canada: Commission for Environmental Cooperation.
- Croxall, J. P. (2008) The role of science and advocacy in the conservation of Southern Ocean albatrosses at sea. *Bird Conserv. Internatn.* 18: S13–29.
- Croxall, J. P., Evans, P. G. H. and Schreiber, R. W., eds. (1984) *Status and conservation of the world's seabirds.* Cambridge, UK: International Council for Bird Preservation.
- Croxall, J. P., Prince, P. A., Rothery, P. and Wood, A. G. (1998) Population changes in albatrosses at South Georgia. Pp. 68–83 in G. Robertson and R. Gales, eds. *Albatross biology and conservation:*

- Chipping Norton, Australia: Surrey Beatty & Sons.
- DoC (2006) *Hutton's Shearwater recovery plan 2006–2016*. Wellington: New Zealand Department of Conservation.
- EAJ (1993) *Short-tailed Albatross conservation and management master plan*. Tokyo: Environment Agency, Japan.
- Environment Australia (2001) *Draft recovery plan for albatrosses and giant petrels*. Canberra: Environment Australia.
- Filippi, D., Waugh, S. and Nicol, S. (2010) Revised spatial risk indicators for seabird interactions with longline fisheries in the western and central Pacific. Western and Central Pacific Fisheries Commission, Scientific Committee (2010) Paper EB-IP-01.
- Garnett, S. T. and Crowley, G. M. (2000) *The action plan for Australian birds 2000*. Canberra: Environment Australia.
- Gallo-Orsi, U. (2003) Species action plans for the conservation of seabirds in the Mediterranean Sea: Audouin's Gull, Balearic Shearwater and Mediterranean Shag. *Scientia Marina* 67 (Suppl. 2): 47–55.
- Government of France (2011) Draft national plan of action for the conservation of the Amsterdam Albatross *Diomedea amsterdamensis*. ACAP Advisory Committee AC6, paper Inf. 6.
- Heredia, B., Rose, L. and Painter, M. (1996) *Globally threatened birds in Europe: Action plans*. Strasbourg, France: Council of Europe and BirdLife International.
- Howald, G., Donlan, C. J., Galván, J. P., Russell, J. C., Parkes, J., Samaniego, A., Wang, Y., Veitch, D., Genovesi, P., Pascal, M., Saunders, A. and Tershy, B. (2007) Invasive rodent eradication on islands. *Conserv. Biol.* 21: 1258–1268.
- IUCN (2001) *IUCN Red List categories and criteria: Version 3.1*. Gland, Switzerland and Cambridge, UK: IUCN Species Survival Commission.
- IUCN (2010) *Guidelines for using the IUCN Red List categories and criteria. Version 8.0 (March 2008)*. Available at <http://www.iucnredlist.org/documents/RedListGuidelines.pdf>.
- IUCN and UNEP (2010) *The world database on protected areas: 2010 annual release*. Cambridge: UNEP-WCMC. Available: <http://www.wdpa.org/AnnualRelease.aspx>.
- Jensen, F. P. and Lutz, M. (2007) *Management plan for Velvet Scoter (Melanitta fusca) 2007–2009*. Luxembourg: Office for Official Publications of the European Communities. (Technical Report 008-007).
- Lambertini, M. (1996) *International action plan for Audouin's Gull (Larus audouinii)*. Italy: Lega Italiana Protezione Uccelli.
- Lascelles, B. G., Langham, G. M., Ronconi, R. A. and Reid, J. B. (2012) From hotspots to site protection: identifying Marine Protected Areas for seabirds around the globe. *Biol. Conserv.* in Press.
- Lord Howe Island Board 2009. *Draft Lord Howe Island rodent eradication plan*. Lord Howe Island: Lord Howe Island Board.
- Mulder, C., Anderson, W., Towns, D. and Bellingham, P., eds. (2011) *Seabird islands: Ecology, invasion, and restoration*. Oxford, UK: Oxford University Press.
- National Oceanic and Atmospheric Administration (2010) *Large marine ecosystems of the world*. Available at: http://www.lme.noaa.gov/index.php?option=com_content&view=article&id=171&Itemid=60.
- Naughton, M., Romano, M. D. and Zimmermann, T. S. (2007) *A conservation action plan for Black-footed Albatross (Phoebastria nigripes) and Laysan Albatross (P. immutabilis)*. Version 1.0. US Fish and Wildlife Service.
- Neves, T. S., Olmos, F., Peppes, F. V. and Mohr, L. V. (2006) *Plano de acao nacional para a conservacao de albatrozes e petreis*. Brasilia: IBAMA.
- Newbery, P. (1999) *International (East Atlantic) action plan: Roseate Tern Sterna dougallii*. Prepared by BirdLife International on behalf of the European Commission.
- Newbery, P., Ratcliffe, N., Bainbridge, I., Broad, R., Brown, A., Buisson, R., Douse, A., Dunn, E., Ellis, P., Meek, E., Robins, M., Williams, G. and Williams, I. (1998) *Species action plan: Storm Petrel Hydrobates pelagicus*. Sandy, UK: RSPB in association with JNCC country agencies.
- Nogales, M., Martin, A., Tershy, B. R., Donlan, C. J., Veitch, D., Puerta, N., Wood, B. and Alonso, J. (2004) A review of feral cat

- eradication on islands. *Conserv. Biol.* 18: 310–319.
- O'Donnel, C. and Fjeldså, J. (1997) *Grebes: status survey and conservation action plan*. Cambridge, UK: IUCN/SSC Grebe Specialist Group.
- Oppel, S., Beaven, B. M., Bolton, M., Vickery, J. and Bodey, T. W. (2011) Eradication of invasive mammals on islands inhabited by humans and domestic animals. *Conserv. Biol.* 25: 232–240.
- Parsons, M., Mitchell, I., Butler, A., Ratcliffe, N., Frederiksen, M., Foster, S. and Reid, J. B. (2008) Seabirds as indicators of the marine environment. *ICES J. Mar. Sci.* 65: 1520–1526.
- Piatt, J. F., Sydeman, W. J. and Wiese, F. (2007) Introduction: a modern role for seabirds as indicators. *Mar. Ecol. Progr. Ser.* 352: 199–204.
- Pihl, S. (2001) European species action plan for Steller's Eider (*Polysticta stelleri*). Pp. 1–26 in N. Schäffer and U. Gallo-Orsi, eds. *European Union action plans for eight priority bird species*. Luxembourg: Office for Official Publications of the European Communities.
- Poncet, S., Robertson, G., Phillips, R.A., Lawton, K., Phalan, B., Trathan, P. N. and Croxall, J. P. (2006) Status and distribution of wandering, black-browed and grey-headed albatrosses breeding at South Georgia. *Polar Biol.* 29: 772–781.
- Saez, A. H. and Hodum, P. (2007) *Plan nacional para la conservación de la Fardela de Vientre Blanco Puffinus creatopus Coues, 1864 en Chile*. Santiago, Chile: Corporacion Nacional Forestal y Comision Nacional del Medio Ambiente.
- Salafsky, N., Salzer, D., Stattersfield, A. J., Hilton-Taylor, C., Neugarten, R., Butchart, S. H. M., Collen, B., Cox, N., Master, L. L., O'Connor, S. and Wilkie, D. (2008) A standard lexicon for biodiversity conservation: unified classifications of threats and actions. *Conserv. Biol.* 22: 897–911.
- Salamolard, M. (2008) *Plan de conservation Pétrel de Barau*. Saint Denis, Réunion: SEOR / ECOMAR.
- Schreiber, E. A. and Burger, J. A., eds. (2001) *Biology of marine birds*. Hoboken, USA: CRC Press.
- Sherman, K., Alexander, L. M. and Gold, B. D., eds. (1993) *Large marine ecosystems: stress, mitigation, and sustainability*. Washington DC, USA: American Association for the Advancement of Science.
- Taylor, G. A. (2000) *Action plan for seabird conservation in New Zealand*. Wellington: Department of Conservation. (Threatened Species Occasional Publication 16).
- Toropova, C., Meliane, I., Laffoley, D., Matthews, E. and Spalding, M., eds. (2010) *Global ocean protection: present status and future possibilities*. Brest, France: Agence des aires marines protégées; Gland, Switzerland, Washington, DC and New York, USA: IUCN WCPA; Cambridge, UK: UNEP-WCMC; Arlington, USA: TNC; Tokyo, Japan: UNU; New York, USA: WCS.
- Tuck, G. N., Polacheck, T., Croxall, J. P., Weimerskirch, H., Ryan, P., Nel, D., Wayte, S. and Bulman, C. M. (2004) Modelling the impact of fishery incidental mortality on three populations of wandering albatross. Pp. 149–241 in G. N. Tuck, ed. *A comprehensive study of the ecological impacts of the worldwide pelagic longline industry: Southern Hemisphere studies*. Melbourne, Australia: CSIRO.
- Tuck, G. N., Phillips, R. A., Small, C., Thomson, R. B., Klaer, N., Taylor, F., Wanless, R. and Arrizabalaga, H. (in press) The International Commission for the Conservation of Atlantic Tunas (ICCAT) assessment of seabird-fishery interactions. *ICES J. Mar. Sci.*
- UN (2010) *The Millennium Development Goals report 2010*. New York: United Nations.
- USFWS. (2006) Action plan for the Pacific common eider. Anchorage, Alaska: U.S. Fish and Wildlife Service (unpublished report).
- USFWS (2008) *Short-tailed Albatross recovery plan*. Anchorage, Alaska: US Fish and Wildlife Service.
- USFWS (2002) *Steller's Eider recovery plan*. Fairbanks, Alaska: US Fish and Wildlife Service.
- USFWS (2009) *Spectacled Eider Action Plan update*. http://ecos.fws.gov/docs/action_plans/doc3197.pdf.

- Vie, J.-C., Hilton-Taylor, C. and Stuart, S. N., eds. (2008) *Wildlife in a changing world: an analysis of the 2008 IUCN Red List of threatened species*. Gland, Switzerland: IUCN.
- VLIZ (2010) *Maritime boundaries geodatabase, version 5*. Available online at <http://www.vliz.be/vmdcdata/marbound>.
- Wanless, R. M., Angel, A., Cuthbert, R. J., Hilton, G. M. and Ryan, P. G. (2007) Can predation by invasive mice drive seabird extinctions? *Biol. Letters* 3: 241–244.
- Waugh, S. M., Baker, G. B., Gales, R. and Croxall, J. P. (2008) CCAMLR process of risk assessment to minimise the effects of longline fishing mortality on seabirds. *Mar. Policy* 32: 442–454.
- Zino, F., Heredia, B., and Biscoito, M. J. (1995) *Action Plan for Zino's Petrel (Pterodroma madeira)*. http://ec.europa.eu/environment/nature/conservation/wildbirds/action_plans/docs/pterodroma_madeira.pdf.
- Zino, F., Heredia, B., and Biscoito, M. J. (1996) *Action plan for Fea's Petrel (Pterodroma feae)*. http://ec.europa.eu/environment/nature/conservation/wildbirds/action_plans/docs/pterodroma_feae.pdf
- Zydelis, R., Bellebaum, J., Österblom, H., Vetemaa, M., Schirmeister, B., Stipniece, A., Dagys, M., van Eerden, M. and Garthe, S. (2009) Bycatch in gillnet fisheries – an overlooked threat to water-bird populations. *Biol. Conserv.* 142: 1269–1281.

JOHN P. CROXALL*, STUART H. M. BUTCHART, BEN LASCELLES,
ALISON J. STATTERSFIELD, ANDY SYMES, PHIL TAYLOR
BirdLife International, Wellbrook Court, Girton Road, Cambridge CB3 0NA, UK.

BEN SULLIVAN
Royal Society for the Protection of Birds, The Lodge, Sandy, Bedfordshire SG 19 2DL, UK.

*Author for correspondence; e-mail: john.croxall@birdlife.org

Received 7 April 2011; revision accepted 19 October 2011